





JONATHAN MORGAN
& COMPANY LIMITED


Who We Are

JM&C is an Interior Design Company as well as a Furniture Dealer. Our team of Interior Architects and Designers will bring their knowledge and experience with schools & libraries to create functional, innovative, and modern spaces.



Schools & Libraries by design





Standing & Sitting | Flexible & Fixed | Focused & Interactive | Traditional & Collaborative | Active & Calm

THE DYNAMIC CLASSROOM

- | | |
|--|---|
| 1 Flexible desks for both independent and collaborative work | 7 Height adjustable teachers desk/podium |
| 2 Focus study desks | 8 Teachers mobile storage |
| 3 Standing table | 9 Mobile storage |
| 4 Motion Flex chairs | 10 Fixed Storage |
| 5 4D height adjustable flex chairs | 11 Interactive removable white board system |
| 6 Fokus wobble stools | 12 Soft seating |

TEACHING STYLES

- Direct Instructions, Teacher-centered, 1-way presentations
- Coach style. Showing knowledge with activities and demonstrations
- Activity style. Propote self learning, self actualization & critical thinking
- Group style. Peer activities & feedback
- Blended Style. A hybrid of teacher's personality, students' interest and needs

LEARNING STYLES

- Improve student learning and engagement for everyone:
- Visual • Auditory • Logical • Solitary • Verbal • Physical • Social





TEACHING STYLES

- Direct Instructions, Teacher-centered, 1-way presentations
- Coach style. Showing knowledge with activities and demonstrations
- Activity style. Promote self learning, self actualization & critical thinking
- Group style. Peer activities & feedback
- Blended Style. A hybrid of teacher's personality, students' interest and needs

LEARNING STYLES

Improve student learning and engagement for everyone:





TEACHING STYLES

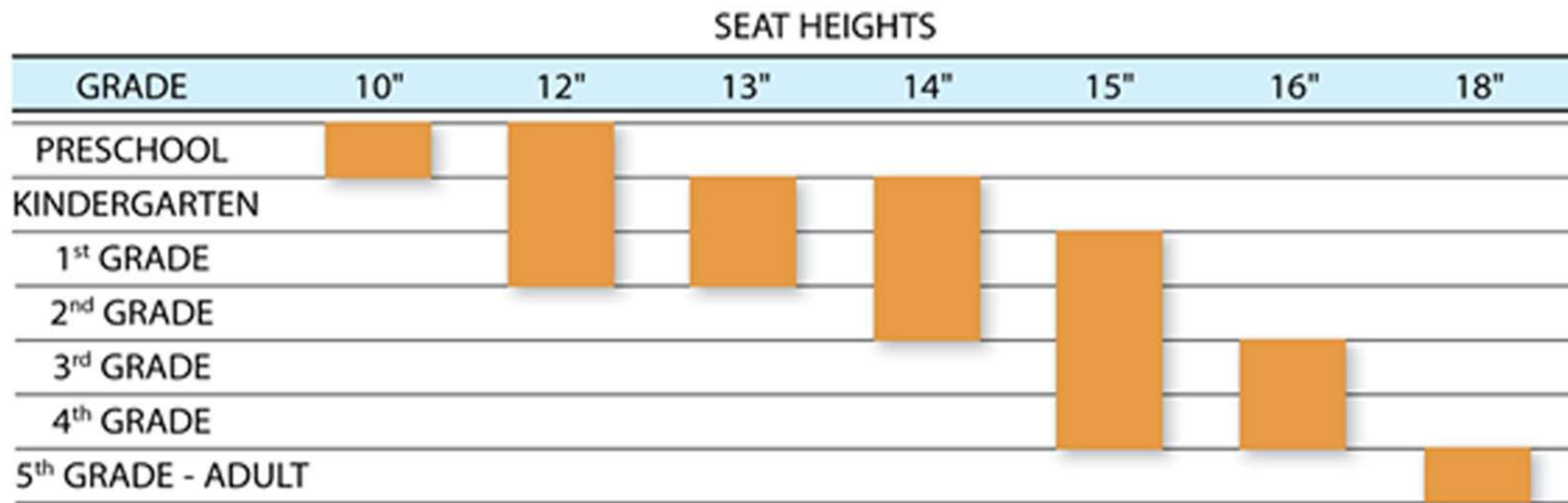
- Direct Instructions, Teacher-centered, 1-way presentations
- Coach style. Showing knowledge with activities and demonstrations
- Activity style. Propote self learning, self actualization & critical thinking
- Group style. Peer activities & feedback
- Blended Style. A hybrid of teacher's personality, students' interest and needs

LEARNING STYLES

Improve student learning and engagement for everyone:



SUGGESTED SIZE SELECTOR




SUGGESTIONS ARE FOR STUDENTS OF AVERAGE HEIGHT AND WEIGHT.

Seat heights should be measured by calculating the distance from the floor to the top of the front curve of the seat. Measurements should not be taken at the seat's side or rear. If at all possible, measure the heights of a representative sample of students in each grade prior to each school year. This will help you more accurately determine your specific seating needs as time goes by.

Monarque furniture provides six size categories which are easily distinguished thanks to their color coding. And for all students and adults of a somewhat more robust build, there is also an extra size with an extra-wide seat.

So you can be sure that everyone's sitting comfortably at all times - regardless of what stage of growth they're currently in.



SIZE 2
Size of student 3' 6.52" - 3' 11.64"
Table height 1' 8.87"
Seat height 1' 0.2"

SIZE 3
Size of student 3' 10.85" - 4' 7.9"
Table height 1' 11.23"
Seat height 1' 1.78"

SIZE 4
Size of student 4' 4.36" - 5' 2.6"
Table height 2' 1.2"
Seat height 1' 2.96"

SIZE 5
Size of student 4' 9.48" - 5' 9.29"
Table height 2' 3.95"
Seat height 1' 4.93"

SIZE 6
Size of student 5' 2.6" - 6' 2.01"
Table height 2' 5.92"
Seat height 1' 6.11"

SIZE 7
Size of student 5' 8.5" - 6' 9.5"
Table height 2' 8.28"
Seat height 1' 8.08"

PAGHOLZ STANDARD AVAILABLE 12" TO 20"

10" AVAILABLE ON 7200 & 7307



MODEL	7200 / 7205	3305	7307
Powder-coated frame	Chair with glides	4-leg	C-shape
Star base			
Size	2-7 / 6E	6E, 7	2-7, 6E

10" AVAILABLE ON 7853 & 7854



MODEL	7874	7853	7854	7416.035
Powder-coated frame	4-leg	Z-shape	C-shape	Footrest chair
Star base				
Seat height	2-7	2-7	2-7	2-4



MONARQUE





JONATHAN MORGAN
& COMPANY LIMITED





JONATHAN MORGAN
& COMPANY LIMITED





JONATHAN MORGAN
& COMPANY LIMITED





FURNITURE

BUILT TO LEARN





Shaped furniture provides multiple varieties of design layouts with interchangeable shapes to create team and individual space learning environments.





Unique shapes designed for flexible configuration and group collaboration, as well as for individual study and testing.







BANFF EXPLORER





BANFF GAS LIFT CHAIR

Task Height Gas Lift (GL):
Provides comfortable seating for
Computer Labs and Training Rooms.



BANFF LAB CHAIR

Lab Height Gas Lift with Foot Ring (GLR):
Provides comfortable seating for the Arts
and Sciences. Convenient integral chrome
foot ring is included for extra comfort.



BANFF CAFE HEIGHT CHAIR

Cafe Height 4-Leg Chair (CAFE):
Developed for use in any learning
environment and stacks four high for
easy storage.



BANFF CASTER CHAIR

The Banff Caster Chair's dual wheel
system encourages flexibility in any
environment, allowing for quick and
easy changes to classroom
configurations throughout the day.



BANFF CANTILEVER CHAIR

The Banff Cantilever Stacking Chair's
unique leg design puts a modern twist
on the classic student chair. Four
leveling bumpers on the underside of
the seat prevents marking and allows
the chair to rest safely on work
surfaces.



BANFF ROCKER CHAIR

The Banff Rocker Chair's soothing
rocking motion brightens the mood in
any learning environment.


Appropriate for students of all abilities
to be utilized within reading nooks,
classrooms, and side chairs.



BANFF 4-LEG CHAIR

The Banff 4-Leg Stacking Chair is
developed for use in any learning
environment. It can stack eight chairs
high freestanding, locking into one
another for stability.

PRODUCT DETAILS



- Rugged Polypropylene Seat Shell
- 1 1/8" O.D. 18-Gauge Steel Frame
- 100% Polyester Premium Powder Coat Finish
- Standard Glides: Marquis Nylon Swivel
- Optional Glides: Marquis Steel Swivel, Marquis Neoprene Swivel, Felt Snap-On, Q-Ball or Quiet Glide
- Options: Chrome Frame, Book Rack (18" only), Music Pitch (18" only), Ganging, Padded Seat, CAL 133 Compliant



™
FURNITURE
BUILT TO LEARN
JASPER





JASPER GAS LIFT CHAIR

Task Height Gas Lift (GL):
Provides comfortable seating for
Computer Labs and Training Rooms.



JASPER LAB CHAIR

Lab Height Gas Lift with Foot Ring (GLR):
Provides comfortable seating for the Arts
and Sciences. Convenient integral chrome
foot ring is included for extra comfort.



JASPER CAFE HEIGHT CHAIR

Cafe Height Cantilever Chair:
Designed with a contemporary
cantilever-style base stool with heavy
gauge oval tubing that creates a fresh
and modern look.



JASPER CASTER CHAIR

The Jasper Caster Chair encourages
flexibility in any learning environment.
Mobility allows for quick and easy
changes to classroom configurations
throughout the day.

With the comfort of students in mind,
it's hourglass shape provides lumbar
and shoulder support.



JASPER CANTILEVER CHAIR

The Jasper Cantilever Stacking Chair's
unique leg design puts a modern twist
on the classic student chair.

Four leveling bumpers on the
underside of the seat prevents marking
and allows the chair to rest safely on
work surfaces.



JASPER ROCKER CHAIR

The Jasper Rocker Chair's soothing
rocking motion brightens the mood in
any learning environment.

Appropriate for students of all abilities
to be utilized within reading nooks,
classrooms, and side chairs.



JASPER 4-LEG CHAIR

The Jasper 4-Leg Stacking Chair is
developed for use in any learning
environment. It can stack five chairs
high freestanding, locking into one
another when stacked for stability.

PRODUCT DETAILS



- Polypropylene-Molded Seat Shell
- 1" O.D. 16-Gauge Tubular Steel Frame
- 100% Polyester Premium Powder Coat Finish
- Standard Glides: Marquis Nylon Swivel Glide
- Optional Glides: Marquis Steel Swivel, Marquis Neoprene Swivel, Felt Snap-On, Q-Ball or Quiet Glide
- Options: Chrome Frame, Book Rack (18" only), Music Pitch (18" only), Ganging, Padded Seat, CAL 133 Compliant



™
FURNITURE
BUILT TO LEARN
GLACIER





GLACIER

STUDENT DESKS



Boomerang Desk



Chord Desk



Flow Desk



Flex Desk



Idea Desk



Pente Desk



Scallop Desk



Trap 8 Desk



Tri 6 Desk




Triad Desk



Rocky Mountain Sr. Desk




Rocky Mountain Jr. Desk





PEAK TABLES





FURNITURE
BUILT TO LEARN
CARIBOU
1 1/4" legs



C-Shape



Clover



Flower



Hexagon



Horseshoe



Kidney



Rectangle



Round



Spur



Trapezoid





Cloud



Clover



D-Shape



Hex



Kidney



Trapezoid



Ogee
shown as pair to make a circle



Puzzle



Rain Drop



Six-Sigma



Spur



Star



Zephyr





FURNITURE
BUILT TO LEARN

GRIZZLY

FULL STEEL FRAME



Trapezoid



C-Shape



Clover



Flower



Horseshoe



Interactive

Show in a group of 3



Kidney



Rectangle



Round





AURORA BOREALIS





FURNITURE
BUILT TO LEARN



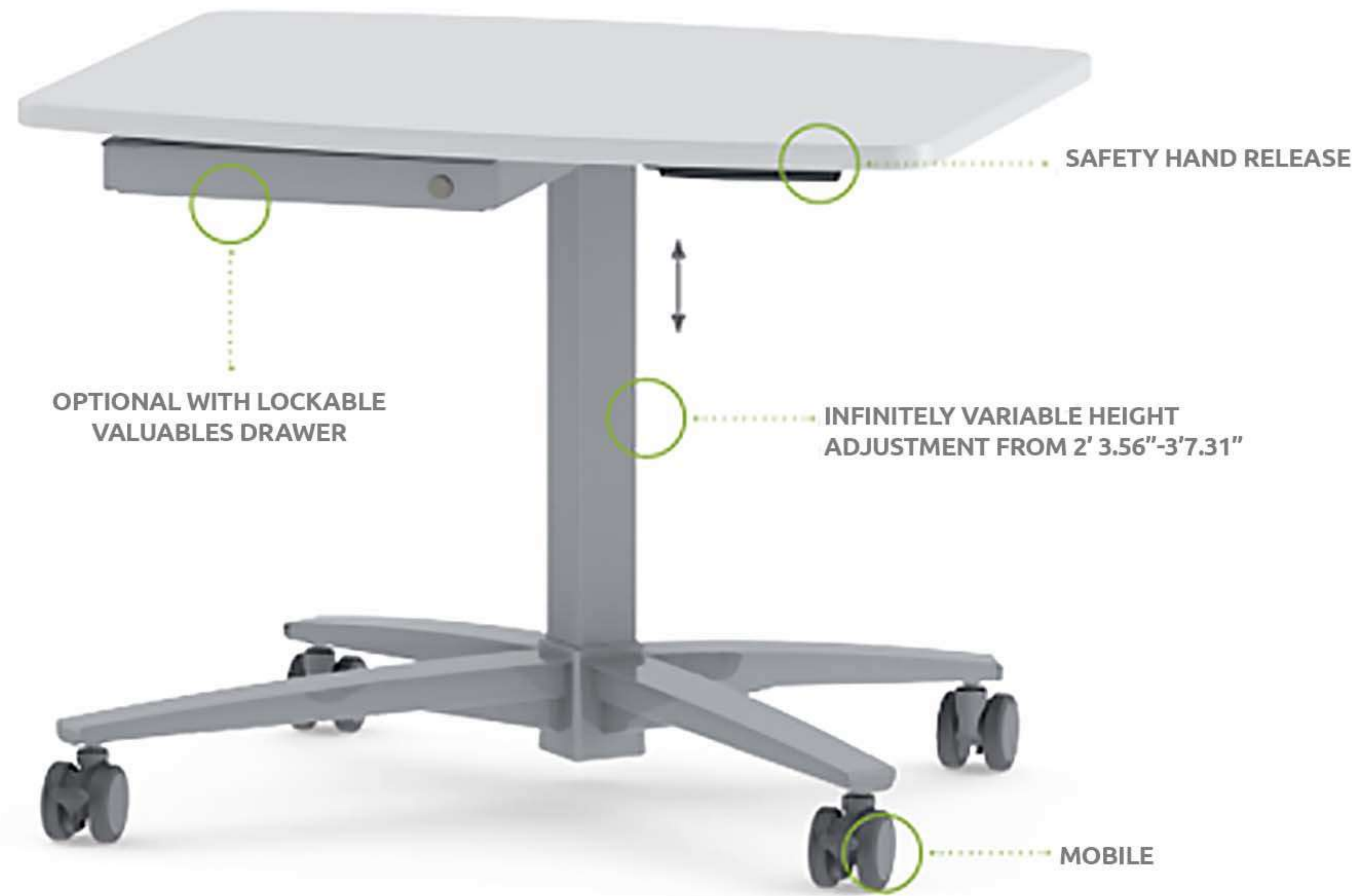
TM



FURNITURE
BUILT TO LEARN







7617.097 Barrel-shaped mono-column table, mobile with lockable valuables drawer

76 SERIES HEIGHT-ADJUSTABLE MONO-COLUMN TABLES

- large adjustment range from 2'3.56" - 3'7.31" height, therefore usable as work and standing table
- triggering of the height adjustment by means of encapsulated Bowden cable and safety hand release, which prevents unintentional release
- heavy-duty, torsion resistant tubular steel table column
- optional all-steel valuables drawer under the table top
- frame powder-coated in RAL 9006 chrome silver
- optionally available with 0.47" compact board, not with front panel possible
- finish table tops see A25 material overview



7612.076 Rectangular mono-column table with 0.47" compact board, with H-shaped frame, 2 floor protectors with levelling at the front and 2 castors at the back



7614.097 Barrel-shaped mono-column table with H-shaped frame, 2 floor protectors with levelling at the front, and 2 castors at the back



7618.080 Circular mono column table S-legged base frame with robust easy-running castors




7620.138 Oval mono-column table with perforated sheet metal front panel

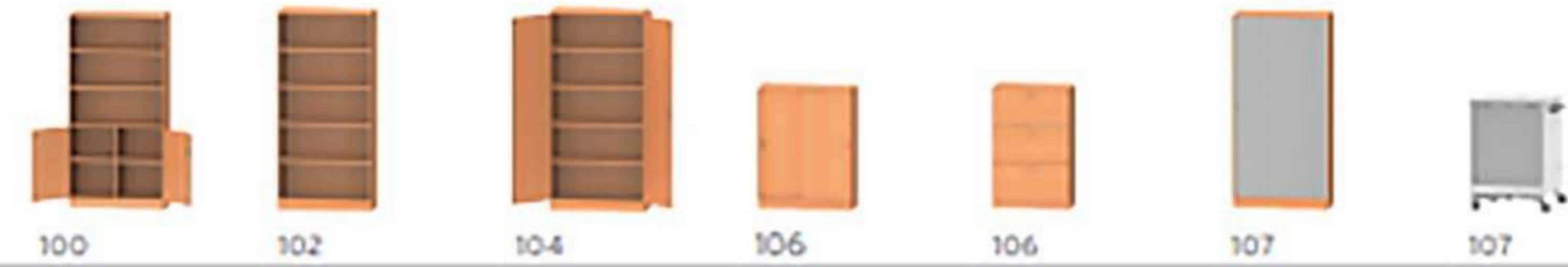
7873.002 FLEX gas lift swivel chair with foot ring

76 SERIES PNEUMATIC HEIGHT-ADJUSTABLE MONO-COLUMN TABLES					
BOARD					
MODEL	7612.076	7614.097	7615.138	7616.097	7618.080
Frame powder-coated RAL 9006	■	■	■	■	Polished ALU
Height adjustability	2' 3.56"-3' 7.31"	2' 3.56"-3' 7.31"	2' 3.56"-3' 7.31"	2' 3.56"-3' 7.31"	2' 6.31"-3' 9.67"
Plate dimensions W x D	2' 5.53" x 2' 1.59"	2' 11.43" x 2' 3.56"	4' 3.38" x 2' 7.50"	2' 11.43" x 2' 3.56"	Ø 2' 7.50"
Weight	41 lb 14 oz	47 lb 13 oz	68 lb 5 oz / 69 lb 7 oz	42 lb 2 oz	38 lb 13 oz
Castors	■	■	■	■	■
OPTIONS					
Lockable valuables drawer			■	■	
Front panel			7620.138*		
*not possible with compact board					

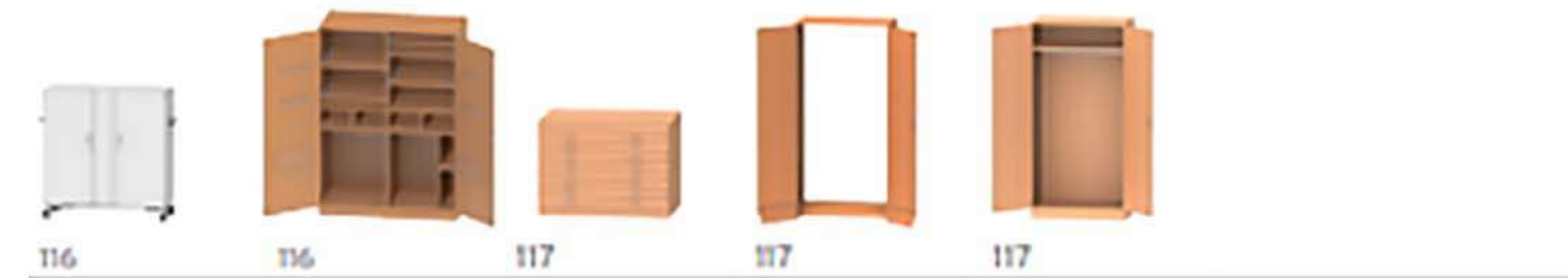





Corpus furniture system



Corpus furniture learning spaces



Hallway furniture system
Organising systems




Corpus furniture administration



CUSTOM-MADE CABINETS

Things always have to be stored well and safely in educational institutions. Ideally, our A25 cabinet system in the EURO grid DIN 18000 can be adapted to any situation, from a single item to a wall unit to a built-in cabinet. This means that a solution can always be found for the most diverse rooms. And you can be sure that you purchase A25 quality from Germany, persistent and resilient.

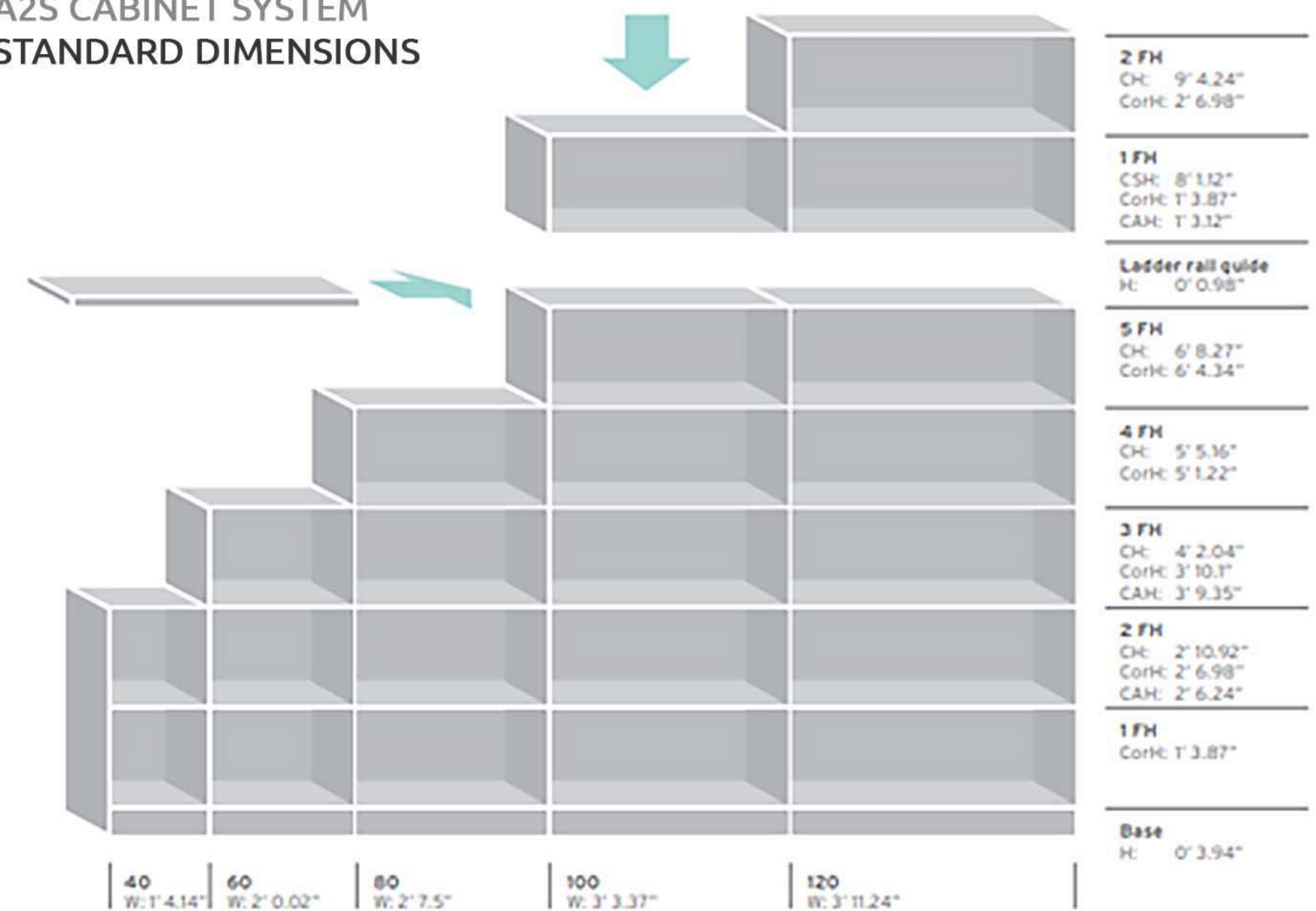


BASIC CONSTRUCTION

- low emission, 0.75" thick 3-layer fish board according to DIN EN 14 322 (ED), shock-proof, scratch- and abrasion resistant
- the plastic edges in board color are 0.04"-0.08" thick
- all cabinets are firmly doweled and glued ex works; it guarantees high stability and smooth, quick assembly
- all back walls made of 0'0.31" thick, low-emission 3-layer finish board are grooved and glued all around
- shelves on metal shelf supports with pull-out protection are adjustable by means of row hole drilling

- the opening hinged doors can be opened by the stable, visible all-metal bands up to 240 degrees
- locks with exchangeable cylinder core are optionally available with plate or pin cylinder available
- different base variants enable an optimal adaptation to the room and use. Standard bases are available with independently selectable finish and also up to 3-FH, also roller frames with rubberised castors are possible - thus makes them mobile cabinets.

A25 CABINET SYSTEM STANDARD DIMENSIONS



POSSIBILITIES FOR INDIVIDUAL ADAPTATION

- heights and depths of the cabinets can be modified in a grid of 32
- widths can be freely selected individually, to make the most of the room
- maximum corpus dimensions of 4'1. 21" x 8'2.42" x 2'3.56" are possible
- possible base heights for wooden base: 1' 11.62", 3' 3.37", 4'11.05"
- 1-part and 2-part combination cabinets

CH = Cabinet height
CorH = Corpus height
CAM = Corpus attachment height
FH = Folder height
1FH = 1' 3.12"

Cabinet depths:
1' 4.54" or 1' 10.83"
plus front thickness of 0.79"
e.g. for hinged doors

Cabinet heights: refer to a 3.94" high base



COMBINATION CABINETS 1-PART

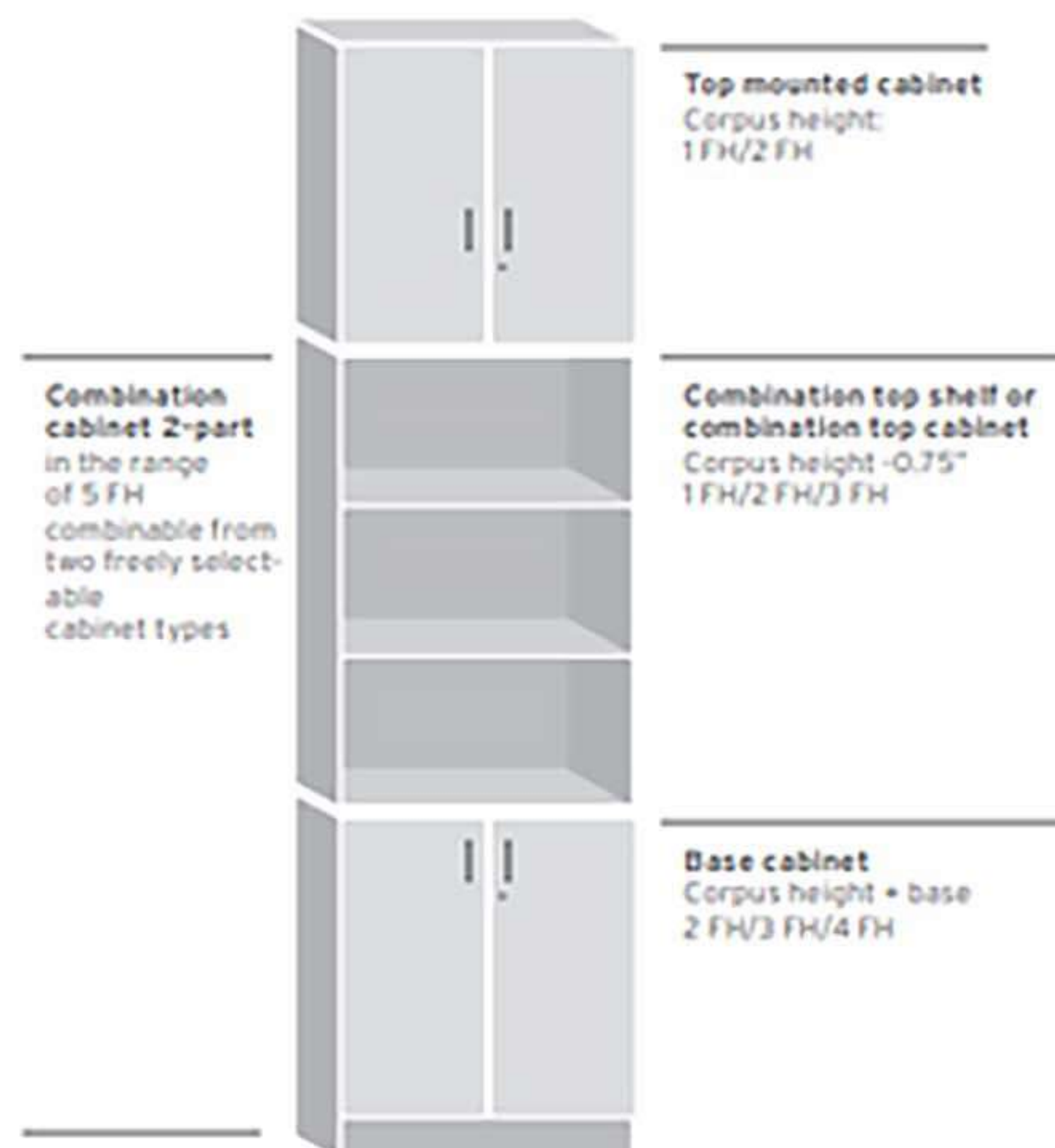
• 1-part combination cabinets have fixed combinations in 5FH

COMBINATION CABINETS 1-DOOR	LOCKABLE		COMBINATION CABINETS 2-DOOR SPLIT DOORS	LOCKABLE ON ONE SIDE		LOCKABLE ON BOTH SIDES	
FH	5	5	FH	5	5	5	5
Height	6' 8.31"	6' 8.31"	Height with base	6' 8.31"	6' 8.31"	6' 8.31"	6' 8.31"
Number of shelves	2+1	2+1	Number of shelves	6	6	6	6
Center panel			Center panel	■	■	■	■
DEPTH	1' 5.32"	1' 11.62"	DEPTH	1' 5.32"	1' 11.62"	1' 5.32"	1' 11.62"
Width 1' 4.14"	4235.250	4236.250	Width 2' 7.50"	4377.650	4378.650	4353.650	4354.650
Width 2' 0.02"	4235.450	4236.450	Width 3' 3.37"	4377.950	4378.950	4353.950	4354.950
			Width 3' 11.24"	4377.850	4378.850	4353.850	4354.850

COMBINATION CABINETS 2-PART

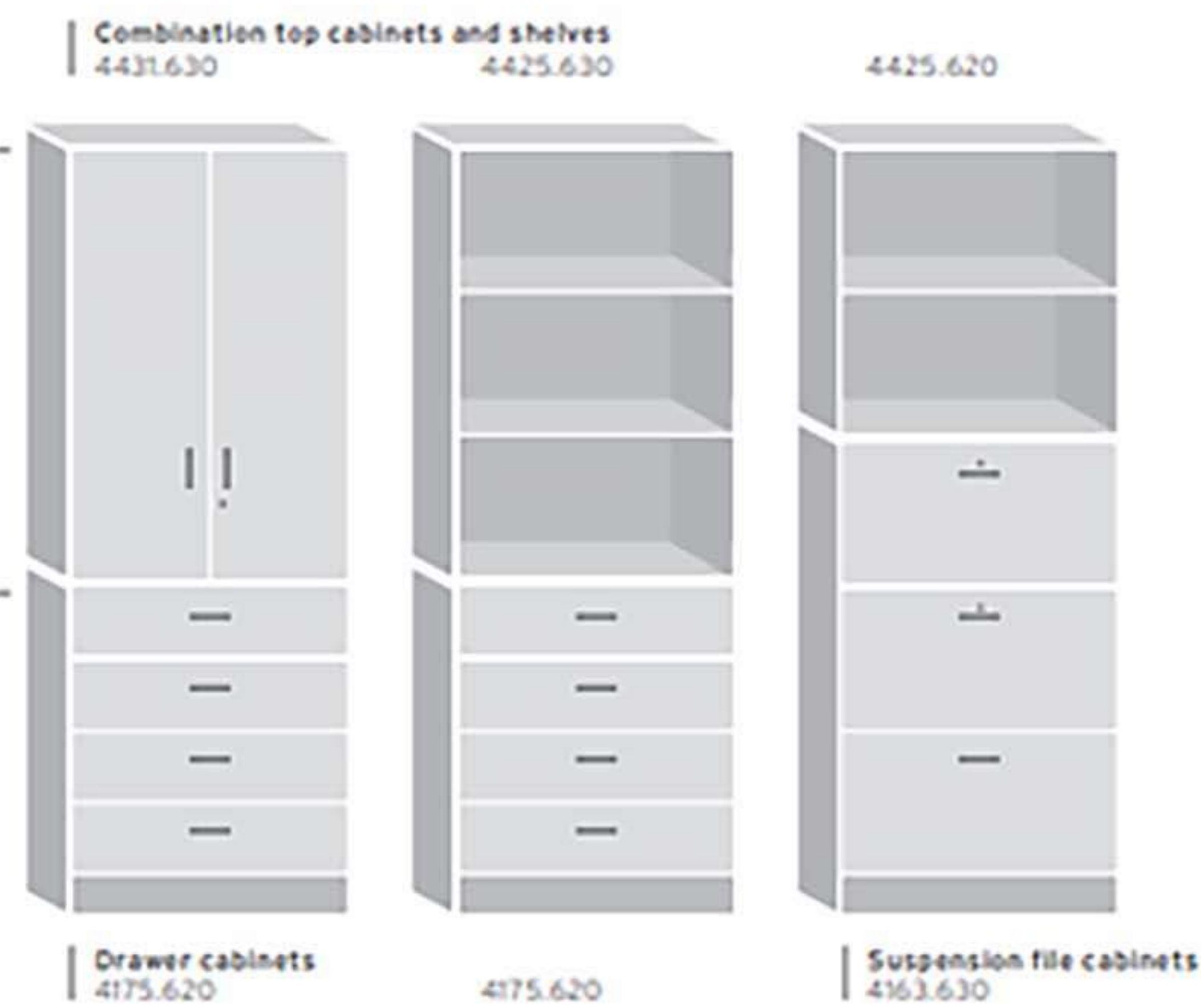
- combinable from two freely selectable cabinet types
- the combination top cabinet (2 FH/3 FH) and top cabinet (2 FH) configure from basic cabinet 2 FH and 3 FH
- the combination top cabinet must have the same width as the base cabinet, two narrow base cabinets and one wide combination top cabinet are not possible

STRUCTURE OF CABINET COMBINATIONS



EXAMPLES COMBINATION CABINETS 2-PART

consisting of base cabinet • combination top cabinet or shelf



COMBINATION CABINETS 2-DOOR	LOCKABLE ON ONE SIDE		LOCKABLE ON BOTH SIDES		WITH SUSPENSION FILE CABINET		
FH	5	5	5	5	5	5	5
Height	6' 8.31"	6' 8.31"	6' 8.31"	6' 8.31"	6' 8.31"	6' 8.31"	6' 8.31"
Number of shelves	2+2	2+2	4+2	4+2	2	1	1
Number of extracts					2	3	3
Center panel	lower 2 FH	lower 2 FH	continuously	continuously			
DEPTH	1' 5.32"	1' 11.62"	1' 5.32"	1' 11.62"	1' 5.32"	1' 5.32"	1' 11.62"
Width 2' 7.50"	4215.650	4216.650	4485.650	4486.650	4153.650	4155.650	4156.650
Width 3' 3.37"	4215.950	4216.950	4485.950	4486.950			
Width 3' 11.24"	4215.850	4216.850	4485.850	4486.850			

Due to the additional shelf, the combination top cabinet is always 0.75" lower in order to be able to keep to the folder heights and to avoid height offset in cabinet walls.



SHELVES

SHELVING UNITS WITHOUT CENTER PANEL



FH	5	5	4	4	3	3	2	2	1	1
Height with base	6' 8.31"	6' 8.31"	5' 4.96"	5' 4.96"	4' 2"	4' 2"	2' 11.04"	2' 11.04"		
Height top cabinet							2' 7.10"	2' 7.10"	1' 3.75"	1' 3.75"
Height combi top cabinet					3' 9.28"	3' 9.28"	2' 6.31"	2' 6.31"	1' 2.96"	1' 2.96"
Number of shelves	4	4	3	3	2	2	1	1		
DEPTH	1' 4.54"	1' 10.83"	1' 4.54"	1' 10.83"	1' 4.54"	1' 10.83"	1' 4.54"	1' 10.83"	1' 4.54"	1' 10.83"
Width 1' 4.14"	4425.250	4426.250	4425.240	4426.240	4425.230	4426.230	4425.220	4426.220	4121.210	4122.210
Width 2' 0.02"	4425.450	4426.450	4425.440	4426.440	4425.430	4426.430	4425.420	4426.420	4121.410	4122.410
Width 2' 7.50"	4425.650	4426.650	4425.640	4426.640	4425.630	4426.630	4425.620	4426.620	4121.610	4122.610
Width 3' 3.37"	4425.951	4426.951	4425.941	4426.941	4425.931	4426.931	4425.921	4426.921	4121.911	4122.911
Width 3' 11.24"	4425.850	4426.850	4425.840	4426.840	4425.830	4426.830	4425.820	4426.820	4121.810	4122.810

*Add-on shelves in 2 FH result from the 2 FH shelf, configured without base.

SHELVING UNITS WITH CENTER PANEL



FH	5	5	4	4	3	3	2	2	1	1
Height with base	6' 8.31"	6' 8.31"	5' 4.96"	5' 4.96"	4' 2"	4' 2"	2' 11.04"	2' 11.04"		
Height top cabinet							2' 7.10"	2' 7.10"	1' 3.75"	1' 3.75"
Height combi top cabinet					3' 9.28"	3' 9.28"	2' 6.31"	2' 6.31"	1' 2.96"	1' 2.96"
Number of shelves	8	8	6	6	4	4	2	2		
DEPTH	1' 4.54"	1' 10.83"	1' 4.54"	1' 10.83"	1' 4.54"	1' 10.83"	1' 4.54"	1' 10.83"	1' 4.54"	1' 10.83"
Width 2' 7.50"	4489.650	4490.650	4489.640	4490.640	4489.630	4490.630	4489.620	4490.620	4123.610	4124.610
Width 3' 3.37"	4489.950	4490.950	4489.940	4490.940	4489.930	4490.930	4489.920	4490.920	4123.910	4124.910
Width 3' 11.24"	4489.850	4490.850	4489.840	4490.840	4489.830	4490.830	4489.820	4490.820	4123.810	4124.810

*Add-on shelves in 2 FH result from the 2 FH shelf, configured without base.

SUSPENDED SHELVES WITHOUT CENTER PANEL



FH	2	1	2	1
Height	2' 7.30"	1' 3.75"	2' 7.10"	1' 3.75"
Number of shelves	1		2	
Center panel			■	■
DEPTH	1' 4.54"	1' 4.54"	1' 4.54"	1' 4.54"
Width 1' 4.14"	4939.220	4939.210		
Width 2' 0.02"	4939.420	4939.410		
Width 2' 7.50"	4939.620	4939.610	4941.620	4941.610
Width 3' 3.37"	4939.921	4939.911	4941.920	4941.910
Width 3' 11.24"	4939.820	4939.810	4941.820	4941.810

CORNER SHELVES



OH	5	4	3	2	2	1
Height	6' 8.31"	5' 4.96"	4' 2"	2' 11.04"	2' 7.1"	1' 3.75"
Number of shelves	4	3	2	1	1	
DEPTH	2' 3.56"	2' 3.56"	2' 3.56"	2' 3.56"	2' 3.56"	2' 3.56"
Width 2' 3.56"	4062.050	4062.040	4062.030	4062.020	4063.020	4063.010

The bases of corner shelves must always be covered.
For heights 2-4 FH, additional cover boards must be assembled.



HINGED DOOR CABINETS

1-DOOR | LOCKABLE TOP MOUNTED CABINETS*



FH	5	5	4	4	3	3	2	2	1	1
Height with base	6' 8.31"	6' 8.31"	5' 4.96"	5' 4.96"	4' 2"	4' 2"	2' 11.04"	2' 11.04"		
Height top cabinet							2' 7.30"	2' 7.30"	1' 3.75"	1' 3.75"
Height combi top cabinet					3' 9.28"	3' 9.28"	2' 6.31"	2' 6.31"	1' 2.96"	1' 2.96"
Number of shelves	4	4	3	3	2	2	1	1	0	0
DEPTH	1' 5.32"	1' 11.62"	1' 5.32"	1' 11.62"	1' 5.32"	1' 11.62"	1' 5.32"	1' 11.62"	1' 5.32"	1' 11.62"
Width 1' 4.14"	4401.250	4402.250	4401.240	4402.240	4401.230	4402.230	4401.220	4402.220	4203.210	4204.210
Width 2' 0.02"	4401.450	4402.450	4401.440	4402.440	4401.430	4402.430	4401.420	4402.420	4203.410	4204.410

*Top-mounted cabinets in 2 FH result from the 2 FH cabinet, configured without base.

2-DOOR | LOCKABLE ON ONE SIDE WITHOUT CENTER PANEL TOP MOUNTED CABINETS*



FH	5	5	4	4	3	3	2	2	1	1
Height with base	6' 8.31"	6' 8.31"	5' 4.96"	5' 4.96"	4' 2"	4' 2"	2' 11.04"	2' 11.04"		
Height top cabinet							2' 7.30"	2' 7.30"	1' 3.75"	1' 3.75"
Height combi top cabinet					3' 9.28"	3' 9.28"	2' 6.31"	2' 6.31"	1' 2.96"	1' 2.96"
Number of shelves	4	4	3	3	2	2	1	1	0	0
DEPTH	1' 5.32"	1' 11.62"	1' 5.32"	1' 11.62"	1' 5.32"	1' 11.62"	1' 5.32"	1' 11.62"	1' 5.32"	1' 11.62"
Width 2' 7.50"	4431.650	4432.650	4431.640	4432.640	4431.630	4432.630	4431.620	4432.620	4213.610	4214.610
Width 3' 3.37"	4431.950	4432.950	4431.940	4432.940	4431.930	4432.930	4431.920	4432.920	4213.910	4214.910
Width 3' 11.24"	4431.850	4432.850	4431.840	4432.840	4431.830	4432.830	4431.820	4432.820	4213.810	4214.810

*Top-mounted cabinets in 2 FH result from the 2 FH cabinet, configured without base.

2-DOOR | LOCKABLE ON ONE SIDE WITH CENTER PANEL TOP MOUNTED CABINETS*



FH	5	5	4	4	3	3	2	2	1	1
Height with base	6' 8.31"	6' 8.31"	5' 4.96"	5' 4.96"	4' 2"	4' 2"	2' 11.04"	2' 11.04"		
Height top cabinet							2' 7.30"	2' 7.30"	1' 3.75"	1' 3.75"
Height combi top cabinet					3' 9.28"	3' 9.28"	2' 6.31"	2' 6.31"	1' 2.96"	1' 2.96"
Number of shelves	8	8	6	6	4	4	2	2	0	0
Center panel	■	■	■	■	■	■	■	■	■	■
DEPTH	1' 5.32"	1' 11.62"	1' 5.32"	1' 11.62"	1' 5.32"	1' 11.62"	1' 5.32"	1' 11.62"	1' 5.32"	1' 11.62"
Width 2' 7.50"	4405.650	4406.650	4405.640	4406.640	4405.630	4406.630	4405.620	4406.620	4223.610	4224.610
Width 3' 3.37"	4405.950	4406.950	4405.940	4406.940	4405.930	4406.930	4405.920	4406.920	4223.910	4224.910
Width 3' 11.24"	4405.850	4406.850	4405.840	4406.840	4405.830	4406.830	4405.820	4406.820	4223.810	4224.810

*Top-mounted cabinets in 2 FH result from the 2 FH cabinet, configured without base.

2-DOOR | LOCKABLE ON BOTH SIDES WITH CENTER PANEL TOP MOUNTED CABINETS*



FH	5	5	4	4	3	3	2	2	1	1
Height with base	6' 8.31"	6' 8.31"	5' 4.96"	5' 4.96"	4' 2"	4' 2"	2' 11.04"	2' 11.04"		
Height top cabinet							2' 7.30"	2' 7.30"	1' 3.75"	1' 3.75"
Height combi top cabinet					3' 9.28"	3' 9.28"	2' 6.31"	2' 6.31"	1' 2.96"	1' 2.96"
Number of shelves	8	8	6	6	4	4	2	2	0	0
Center panel	■	■	■	■	■	■	■	■	■	■
DEPTH	1' 5.32"	1' 11.62"	1' 5.32"	1' 11.62"	1' 5.32"	1' 11.62"	1' 5.32"	1' 11.62"	1' 5.32"	1' 11.62"
Width 2' 7.50"	4441.650	4446.650	4441.640	4446.640	4441.630	4446.630	4441.620	4446.620	4225.610	4226.610
Width 3' 3.37"	4441.950	4446.950	4441.940	4446.940	4441.930	4446.930	4441.920	4446.920	4225.910	4226.910
Width 3' 11.24"	4441.850	4446.850	4441.840	4446.840	4441.830	4446.830	4441.820	4446.820	4225.810	4226.810

*Top-mounted cabinets in 2 FH result from the 2 FH cabinet, configured without base.

WALL UNITS

WALL UNITS	1-DOOR ONE-SIDED LOCKABLE	2-DOOR ONE-SIDED LOCKABLE	2-DOOR ONE-SIDED LOCKABLE WITH CENTER PANEL	2-DOOR LOCKABLE ON BOTH SIDES WITH CENTER PANEL
FH	2	2	1	2
Height	2' 7.10"	2' 7.10"	1' 3.75"	2' 7.10"
Number of shelves	1	1	0	2
DEPTH	1' 5.32"	1' 5.32"	1' 5.32"	1' 5.32"
Width 1' 4.14"	4931.220			
Width 2' 0.02"	4931.420			
Width 2' 7.50"		4933.620	4933.610	4935.620
Width 3' 3.37"		4933.920	4933.910	4937.920
Width 3' 11.24"		4933.820	4933.810	4937.820



SLIDING DOOR CABINETS

SLIDING DOOR CABINETS WITH CENTER PANEL				TOP MOUNTED CABINETS WITH CENTER PANEL			
FH	3	3	2	2	2	1	1
Height with base	4' 2"	4' 2"	2' 11.04"	2' 11.04"	2' 11.04"		
Height top cabinet			2' 7.10"	2' 7.10"	2' 7.10"	1' 3.75"	1' 3.75"
Height combi top cabinet	3' 9.28"	3' 9.28"	2' 6.31"	2' 6.31"	2' 6.31"	1' 2.96"	1' 2.96"
Number of shelves	4	4	2	2	2	0	0
DEPTH	1' 4.54"	1' 10.83"	1' 4.54"	1' 10.83"	1' 6.90"	1' 4.54"	1' 10.83"
Width 2' 7.50"	4243.630	4244.630	4243.620	4244.620		4205.610	4206.610
Width 3' 3.37"	4243.930	4244.930	4243.920	4244.920		4205.910	4206.910
Width 3' 11.24"	4243.830	4244.830	4243.820	4244.820		4205.810	4206.810
Width 4' 6.33"					4040.820		

SLIDING DOOR CABINETS WITH CENTER PANEL, LOCKABLE	
FH	5
Height	6' 8.31"
Number of shelves	8
Center panel	■
DEPTH	2' 0.41"
Width 7' 10.49"	4708.850
	4706.850

SUSPENSION FILE CABINETS

SUSPENSION FILE CABINETS*			COMBINATION CABINETS WITH TWO DOORS			DRAWER CABINETS			
FH	3	3	2	2	5	5	5	FH	2
Height	4' 2"	4' 2"	2' 11.04"	2' 11.04"	6' 8.31"	6' 8.31"	6' 8.31"	Height	2' 11.04"
Number of extracts	3	3	2	2	2	3	3	Number of extracts	4
DEPTH	1' 5.32"	1' 11.62"	1' 5.32"	1' 11.62"	1' 5.32"	1' 5.32"	1' 11.62"	DEPTH	1' 5.32"
Width 2' 7.50"	4163.630	4164.630	4161.620	4162.620	4153.650	4155.650	4156.650	Width 1' 4.14"	4175.220
								Width 2' 0.02"	4175.420
								Width 2' 7.50"	4175.620

*can be combined with combination top cabinets

ROLLER SHUTTER CABINETS

ROLLER SHUTTER CABINETS								TOP MOUNTED CABINETS			
FH	5	5	4	4	3	3	2	2	1	1	
Height with base	6' 8.31"	6' 8.31"	5' 4.96"	5' 4.96"	4' 2"	4' 2"	2' 11.04"	2' 11.04"			
Height top cabinet							2' 7.10"	2' 7.10"	1' 3.75"	1' 3.75"	
Height combi top cabinet					3' 9.28"	3' 9.28"	2' 6.31"	2' 6.31"	1' 2.96"	1' 2.96"	
Number of shelves	4	4	3	3	2	2	1	1	0	0	
Center panel											
DEPTH	1' 4.54"	1' 10.83"	1' 4.54"	1' 10.83"	1' 4.54"	1' 10.83"	1' 4.54"	1' 10.83"	1' 4.54"	1' 10.83"	
Width 2' 7.50"	4531.650	4532.650	4531.640	4532.640	4531.630	4532.630	4531.620	4532.620	4533.610	4534.610	
Width 3' 3.37"	4531.950	4532.950	4531.940	4532.940	4531.930	4532.930	4531.920	4532.920	4533.910	4534.910	
Width 3' 11.24"	4531.850	4532.850	4531.840	4532.840	4531.830	4532.830	4531.820	4532.820	4533.810	4534.810	



Color-matched handle bar with grip and without disturbing handle



Extra wide profile strips for more stability

SHUTTERS



White 9010 Aluminium look

DRAWER CABINETS

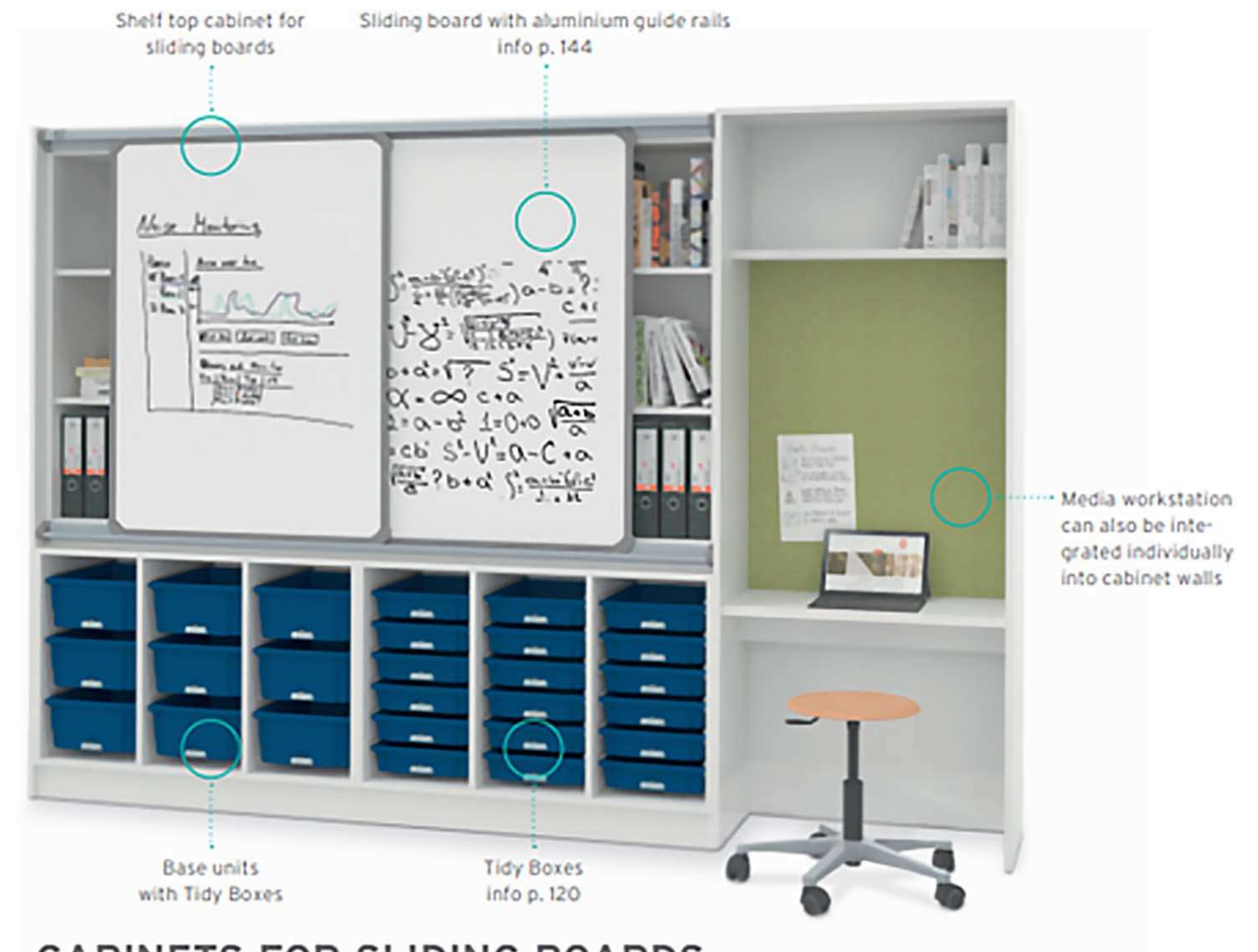
MEDIA CADDY	
MODEL	9126.001
Dimensions W/H/D	2' 3.56" x 3' 1.01" x 2' 3.56"
Number of shelves	1
Info	incl. viewing rear panel, laptop shelf with full extension, ventilation grille, 6-way socket with 9' 10.11" cable, 4 castors, 2 of these lockable, cover plate with rounded corners (r=0' 1.57")



9126.001 Media Caddy

FH = folder height
Height specifications refer to a 0' 3.94" high base.





CABINETS FOR SLIDING BOARDS

- ideally combined with the multifunctional board system 3' 11.24" x 2' 7.50" portrait or landscape format
- additional storage space behind the boards
- can be combined with hinged door and sliding door base units in special heights, for individual planning please contact your A2S area manager

SHELF EXTENSIONS	WITHOUT CENTER PANEL		WITH CENTER PANEL		SHELF EXTENSIONS WITH TIDY BOXES		BASE UNITS WITH TIDY BOXES	
	WITHOUT CENTER PANEL	WITH CENTER PANEL	WITHOUT CENTER PANEL	WITH CENTER PANEL	WITHOUT CENTER PANEL	WITH CENTER PANEL	WITHOUT CENTER PANEL	WITH CENTER PANEL
DEPTH	1' 2.17"/1' 4.54"/1' 6.9"/1' 8.47"/1' 10.83"	1' 2.17"/1' 4.54"/1' 6.9"/1' 8.47"/1' 10.83"	1' 6.9"/1' 8.47"	1' 6.9"/1' 8.47"	1' 6.9"/1' 8.47"	1' 6.9"/1' 8.47"	1' 6.9"	1' 6.9"
Height	2' 10.25"/4' 2.39"	2' 10.25"/4' 2.39"	2' 10.25"/4' 2.39"	2' 10.25"/4' 2.39"	2' 10.25"/4' 2.39"	2' 10.25"/4' 2.39"	2' 5.92"	2' 5.92"
W 2' 7.50"	4730.600	4731.600	4740.070	4741.104	4740.070	4741.104	4128.421	4128.621
W 3' 3.37"	4730.900	4731.900					4129.423	4129.623
W 3' 11.24"	4730.800	4731.800					4129.423	4129.623
Number of shelves	2	4	2	3	8	12	number of Tidy Boxes 12 pieces	18 pieces
							Tidy Boxes large, 6 pieces	9 pieces

MEDIA WORKSTATIONS

- space-saving integration of media workstations in one cabinet wall
- table top available in sizes ISO 4-7
- optional with cable outlet
- back wall covered with fabric and useable as pin board, see A2S material overview

MEDIA WORKSTATIONS	
DEPTH	1' 6.9"/1' 10.83"
Height	ISO size Table height 4-7
W 2' 7.50"	4750.601
W 3' 3.37"	4750.901
Number of shelves	1





CHANGE
multifunctional cabinet with doors at the front and back; storage, pinboard, whiteboard and room divider in one; optionally as shelf cabinet or drawer cabinet with tidy boxes

CHANGE CABINET SERIES CABINETS AND SIDEBOARDS



- CHANGE cabinets made of low-emission 3-layer finish board (E1), scratch-resistant coating, for finish selection see A2S material overview
- with a particularly durable plastic edge even in humid climate
- modern rounded aluminium profile corners reduce the risk of injury and make the furniture more resistant
- doors lockable at front and back
- sturdy metal frame with 4 robust, rubberized plastic castors
- CHANGE sideboard without doors with lots of storage space, thanks to Tidy Boxes and large storage compartment



4130.502 CHANGE sideboard offers space for 16 small or 8 large Tidy Boxes



Rounded aluminium profiles



CHANGE cabinet with closed doors



4130.503 CHANGE drawer cabinet with up to 12 small Tidy Boxes



4130.501 CHANGE Shelf cabinet with 3 shelves

CHANGE	SHELF CABINET	DRAWER CABINET	SIDEBOARD	TIDY BOX SMALL	TIDY BOX LARGE
MODEL	4130.501 with 3 shelves	4130.503 with 2 shelves and 12 small Tidy Boxes	4130.502 without doors, 4 compartments horizontally and 4 compartments vertically	<input type="checkbox"/> 515267 <input type="checkbox"/> 515264 <input type="checkbox"/> 515266 <input type="checkbox"/> 515265 <input type="checkbox"/> 515263	<input type="checkbox"/> 515520 <input type="checkbox"/> 515517 <input type="checkbox"/> 515519 <input type="checkbox"/> 515518 <input type="checkbox"/> 515516
Dimensions W/H/D	3' 4.94" x 5' 4.57" x 1' 11.62"	3' 4.94" x 5' 4.57" x 1' 11.62"	4' 6.33" x 3' 3.37" x 1' 7.29"	1' 0.2" x 0' 2.95" x 1' 4.93"	1' 0.2" x 0' 5.91" x 1' 4.93"
OPTIONS	Back panel cork linoleum <input type="checkbox"/>				





4130.506 CHANGE Caddy with door, lockable



Rounded aluminium profiles



Magnetic linking system for connecting several caddies, e.g. to form a material cabinet



Optionally with magnetic sides

CHANGE CABINET SERIES | CADDIES



- modern rounded aluminium profile corners reduce the risk of injury and make the furniture more resistant
- CHANGE Caddies made of low-emission 3-layer finish board (E1), for finish selection see A2S material overview
- sturdy metal frame with 4 robust, rubberized plastic castors
- multifunctional as storage space at the table, room divider or small counter



4130.505
CHANGE Caddy open on one side



4130.506
CHANGE Caddy with door



4130.507
CHANGE Caddy open on both sides

Including 4-way socket strip

Storage compartment

9124 CHANGE Caddy



Lockable utensil drawer and pull-out

Fully extendable base for laptop

Smooth-running, lockable plastic roller shutter

CHANGE CADDIES



MODEL	4130.505	4130.506	4130.507	9124
Design	Caddy open on one side	Caddy with door, lockable	Caddy open on both sides	Media Caddy with roller shutters and drawers
Dimensions W/H/D	1' 2.37" x 3' 7.70" x 1' 9.65"	1' 2.37" x 3' 7.70" x 1' 9.65"	1' 2.37" x 3' 7.70" x 1' 9.65"	1' 4.93" x 3' 7.70" x 2' 1.59"
Weight	68 lb 5 oz	79 lb 6 oz	72 lb 12 oz	123 lb 7 oz
Number of compartments	2 x storage space 3 small Tidy Boxes or 1 small and 1 large Tidy Box	2 x storage space 3 small Tidy Boxes or 1 small and 1 large Tidy Box	1 x storage space 2 x 3 small Tidy Boxes or 2 x 1 small and 1 large Tidy Box	2 x drawers 1 x pull-out shelf 1 x storage compartment
Magnetic connector	■	■	■	■

OPTIONS

Magnetic side walls	■	■	■	■
---------------------	---	---	---	---



BOOKSHELVES AND ROOM DIVIDERS

	DRAWER GROUP CABINET	BOOK TROLLEY			CIRCULAR SEGMENT SHELF	QUARTER CIRCLE SHELF
MODEL	4009.001	6432.001	6432.002	6432.003	4425.150	4801.921
Dimensions W/H/D	2' 7.50" x 2' 5.92" x 2' 7.50"	2' 11.43" x 3' 2.58" x 1' 0.99"	2' 11.43" x 3' 2.58" x 1' 0.99"	3' 11.24" x 5' 2.20" x 2' 1.59"	5' 0.63" x 2' 11.83" x 1' 11.23"	4' 5.94" x 3' 0.22" x 1' 6.90"
Number of compartments/shelves	12/2	1	3	8	4	4
Design	mobile book cube, with 6 Tidy Boxes on both sides and one shelf	mobile book shelf, one-sided useable with 2 sloping magazine shelves and one straight shelf	mobile book shelf, one-sided useable with 3 straight shelves	mobile book shelf, usable on both sides with 4 straight shelves	mobile, inner radius 6' 9.89" with cover plate and side handles	mobile, inner radius 1' 7.29"

SHELVES AND ROOM DIVIDERS

SHELVES/ROOM DIVIDERS | WOOD




DESIGN	BASIC SHELF	EXTENSION SHELF
Number of shelves	6 per side	6 per side
Dimensions W/H	2' 8.68" x 6' 7.92"	2' 7.50" x 6' 7.92"
Depth 1' 1.39"	6220	6225
Depth 2' 4.35"	6230	6235

OPTIONS		
Movable bookend (0992)	<input type="checkbox"/>	<input type="checkbox"/>
Shelf with guide groove (0638)	<input type="checkbox"/>	<input type="checkbox"/>
Magazine shelf (0644)	<input type="checkbox"/>	<input type="checkbox"/>
Labelling carrier (0652)	<input type="checkbox"/>	<input type="checkbox"/>
Labelling strip (0653)	<input type="checkbox"/>	<input type="checkbox"/>
End bracket (6220010)	<input type="checkbox"/>	<input type="checkbox"/>

SHELVES/ROOM DIVIDERS | STEEL




DESIGN	BASIC SHELF	EXTENSION SHELF	SHELF
Number of shelves	5	5	1
Dimensions W/H	3' 5.73" x 6' 6.74"	3' 3.76" x 6' 6.74"	W 3' 3.37"
Depth 0' 11.81"	6280	6285	0600
Depth 1' 3.75"	6281	6286	0601
Depth 1' 7.68"	6282	6287	0602
Depth 1' 11.62"	6283	6288	0603



Shelves/room divider



Labelling strips



Quick-adjustable bookend



Labelling carriers

PROPERTY LOCKERS

PROPERTY LOCKERS

MODEL	4001.820	4003.830	4002.820	4004.820
Dimensions W/H/D	4' 6.33" x 2' 11.04" x 1' 6.90"	4' 6.33" x 3' 10.46" x 1' 6.90"	4' 6.33" x 2' 11.04" x 1' 6.90"	4' 6.33" x 2' 11.04" x 1' 6.90"
No. of compartments	6	6	9	6
Option mobile*	<input type="checkbox"/>	<input type="checkbox"/>	<input type="checkbox"/>	<input type="checkbox"/>

PROPERTY LOCKERS

MODEL	4005.820	4006.820	4007.820	4020.820	4015.820
Dimensions W/H/D	4' 6.33" x 2' 11.04" x 1' 6.90"	4' 6.33" x 2' 11.04" x 1' 6.90"	4' 6.33" x 2' 11.04" x 1' 6.90"	4' 6.33" x 2' 11.04" x 1' 6.90"	4' 6.33" x 2' 11.04" x 1' 6.90"
No. of compartments	3	3	3	3	3
Number of Tidy Boxes	8 x small	8 x small	16 x small	8 x large	16 x small, 8 x large
Option mobile*	<input type="checkbox"/>	<input type="checkbox"/>	<input type="checkbox"/>	<input type="checkbox"/>	<input type="checkbox"/>

PROPERTY LOCKERS

MODEL	4128.420	4128.620	4128.820	4129.422	4129.622	4129.822
Dimensions W/H/D	2' 3.56" x 2' 11.04" x 1' 6.90"	3' 4.94" x 2' 11.04" x 1' 6.90"	4' 6.33" x 2' 11.04" x 1' 6.90"	2' 3.56" x 2' 11.04" x 1' 6.90"	3' 4.94" x 2' 11.04" x 1' 6.90"	4' 6.33" x 2' 11.04" x 1' 6.90"
Number of Tidy Boxes	16 x small	24 x small	32 x small	8 x large	12 x large	16 x large
Option mobile*	<input type="checkbox"/>	<input type="checkbox"/>	<input type="checkbox"/>	<input type="checkbox"/>	<input type="checkbox"/>	<input type="checkbox"/>

PUPIL SUBJECT SHELVES

SCHOOL SATCHEL SHELVES

MODEL	4031.220	4031.320	4031.420	4031.230	4031.330	4031.100	4031.430	4031.240	4031.340	4031.440
No. of compartments	4	6	8	6	9	12	12	8	12	16
Dimensions W/H/D	2' 0.02" x 3' 4.16" x 1' 4.54"	2' 11.83" x 3' 4.16" x 1' 4.54"	3' 11.24" x 3' 4.16" x 1' 4.54"	2' 0.02" x 4' 9.87" x 1' 4.54"	2' 11.83" x 4' 9.87" x 1' 4.54"	3' 3.37" x 4' 9.87" x 1' 4.54"	3' 11.24" x 4' 9.87" x 1' 4.54"	2' 0.02" x 6' 3.59" x 1' 4.54"	2' 11.43" x 6' 3.59" x 1' 4.54"	3' 11.24" x 6' 3.59" x 1' 4.54"
Option mobile*	<input type="checkbox"/>	<input type="checkbox"/>	<input type="checkbox"/>	<input type="checkbox"/>	<input type="checkbox"/>	<input type="checkbox"/>	<input type="checkbox"/>	<input type="checkbox"/>	<input type="checkbox"/>	<input type="checkbox"/>

PUPIL LOCKERS

MODEL	4260.629	4261.629	4262.820	4263.820	4252.629	4253.629	4264.820
No. of compartments	9	9	12	12	12	12	16
Dimensions W/H/D	2' 11.43" x 2' 11.04" x 1' 4.54"	2' 11.43" x 2' 11.04" x 1' 10.83"	3' 11.24" x 2' 11.04" x 1' 4.54"	3' 11.24" x 2' 11.04" x 1' 10.83"	2' 11.43" x 2' 11.04" x 1' 4.54"	2' 11.43" x 2' 11.04" x 1' 10.83"	3' 11.24" x 2' 11.04" x 1' 4.54"
Option mobile*	<input type="checkbox"/>	<input type="checkbox"/>	<input type="checkbox"/>	<input type="checkbox"/>	<input type="checkbox"/>	<input type="checkbox"/>	<input type="checkbox"/>



SPECIALIST CLASSROOM CABINETS

LAPTOP CABINET



MODEL	4440.200
Doors	2-door
Dimensions W/H/D	3' 11.24" x 4' 3.38" x 1' 8.47"
Number of shelves	16
Design	space for 16 laptops, incl. 2 Tidy Boxes, 2 x 8-way power socket with inrush current limiter, 1 x cable outlet in the back wall on the left for power supply, cable holder on the back wall on the left for winding up the power cable, castor frame with 4 double swivel castors, 2 of which are lockable, 2 furniture handles on the sides, lockable with safety lock



4440.200
Laptop cabinet



From the front, opened



From behind, closed



From behind, opened

INSTRUMENT CABINETS



MODEL	4444.011
Doors	2-door
Dimensions W/H/D	3' 11.24" x 6' 8.31" x 1' 11.62"
Design	lockable on one side, without center panel, 2 removable shelves, 8 small compartments at bottom right



MODEL	4444.012
Doors	2-door
Dimensions W/H/D	3' 11.24" x 6' 8.31" x 1' 11.62"
Design	individually lockable on both sides, with center panel, 8 removable shelves, 10 small compartments on the right, container for small parts on the inside of the doors



MODEL	4444.850
Doors	2-door
Dimensions W/H/D	4' 11.05" x 6' 8.31" x 2' 4.74"
Design	individually lockable on both sides, with center panel, 5 removable shelves, 4 small compartments on the bottom right, holders and containers on the inside of the doors

DRAWING CABINETS DIN A0



MODEL	1181.006
Dimensions W/H/D	4' 5.15" x 2' 7.10" x 3' 0.61"
Number of extracts	6



MODEL	1181.106
Dimensions W/H/D	3' 3.37" x 2' 7.10" x 2' 2.77"
Number of extracts	6



MODEL	1181.008
Dimensions W/H/D	4' 5.15" x 3' 2.58" x 3' 0.61"
Number of extracts	8



MODEL	1181.108
Dimensions W/H/D	3' 3.37" x 3' 2.58" x 2' 2.77"
Number of extracts	8

The wooden drawing cabinets are delivered disassembled.

DRAWING CABINETS MADE OF SHEET STEEL DIN A0



MODEL	4182
Powder-coated	RAL 1013 pearl white
Dimensions W/H/D	4' 5.15" x 2' 5.92" x 3' 1.79"
Number of extracts	8



MODEL	4183
Powder-coated	RAL 1013 pearl white
Dimensions W/H/D	4' 5.15" x 2' 5.92" x 3' 1.79"
Number of extracts	10



MODEL	4185
Powder-coated	RAL 1013 pearl white
Dimensions W/H/D	3' 7.31" x 2' 5.92" x 2' 6.12"
Number of extracts	8



MODEL	4186
Powder-coated	RAL 1013 pearl white
Dimensions W/H/D	3' 7.31" x 2' 5.92" x 2' 6.12"
Number of extracts	10

SINK CABINETS

SINK CABINETS



MODEL	4438.650	4438.950	4438.850
Doors	2-door	2-door	2-door
Dimensions W/H/D	2' 7.50" x 6' 8.31" x 1' 11.62"	3' 3.37" x 6' 8.31" x 1' 11.62"	3' 11.24" x 6' 8.31" x 1' 11.62"
Design	lockable on one side, without back wall, with trailing base and recessed bottom panel	lockable on one side, without back wall, with trailing base and recessed bottom panel	lockable on one side, without back wall, with trailing base and recessed bottom panel

WARDROBE CABINETS

WARDROBE CABINETS	WITH LONGITUDINAL EXTENSION ROD		WITH TRANSVERSE CLOTHES RAIL		WARDROBE SHELVES				
FH	5	5	5	5	5	5	5	5	5
Height	6' 8.31"	6' 8.31"	6' 8.31"	6' 8.31"	6' 8.31"	6' 8.31"	6' 8.31"	6' 8.31"	6' 8.31"
Number of shelves	0	0	4	1	2	4	1	1	2
Center panel		■	■		■	■			■
DEPTH	1' 5.32"	1' 5.32"	1' 5.32"	1' 11.62"	1' 11.62"	1' 11.62"	1' 11.62"	1' 10.83"	1' 10.83"
Width 2' 0.02"	4403.450			4404.450				4419.450	
Width 2' 7.50"			4407.650		4448.650	4408.650	4410.650	4419.650	4429.650
Width 3' 3.37"		4443.950	4407.950		4448.950	4408.950	4410.950	4419.950	4429.950
Width 3' 11.24"		4443.850	4407.850		4448.850	4408.850	4410.850	4419.850	4429.850





Hallway cabinets in 2 widths and 3 equipment variants establish order; the seating niche offers seating comfort in the hallway without having to adjust the escape routes

Hallway cabinets with top mounted cabinets provide sufficient storage space; the integrated seating niche with benches and table for primary pupils creates a cozy area for short breaks or a quiet workplace for individual or group work.

HALLWAY FURNITURE SYSTEM WITH SEATING NICHES


- Flexible for different rooms and budgets
- in 5 FH and 2 different widths for 1 or 2 students
- top mounted cabinet in 1 FH or 2 FH with plenty of storage space
- carrier board material certified hardly flammable according to DIN 4201 B1
- finish white hardly flammable according to DIN 4201 B1
- cabinet-high handle strips, keep the escape route clear and are easy to grip from any height
- optionally all cabinets lockable
- In 3 different equipment variants
- with coat hook for Jackets
- with tidy boxes optionally large and small
- small tidy boxes also fit under the A25 tables
- pull-out stools with non-slip foot
- base distributor for levelling
- bodies with connecting screws securely interconnected in seating niche for primary school with 2 seating benches in TAFF B1 or ARTIFICIAL LEATHER B1 and 1 table
- seating niche for secondary school with one seating bench in button upholstery ARTIFICIAL LEATHER B1
- finish and material color selection see A25 Material overview
- seating niches can also be combined with other 5 FH A25 cabinets, e.g. in the classroom or administrative area
- for individual planning also as a corner solution or with inclined roof






HALLWAY CABINETS IN 3 EQUIPMENT VARIANTS FOR 1 OR 2 PUPILS



HALLWAY FURNITURE SYSTEM	HALLWAY CABINET		TOP MOUNTED CABINET		SEATING NICHE	PRIMARY SCHOOL	SECONDARY SCHOOL
FH	5	5	5	1	2	FH	5
Width 1' 2.37" - for 1 pupil	6670.250	6671.250	6672.250	6675.210	6675.220		6680.001
Width 1' 6.90" - for 2 pupils	6670.950	6671.950	6672.950	6675.910	6675.920		6680.002
Dimensions W/H/D	6' 8.27" - 1' 10.83"	6' 8.27" - 1' 10.83"	6' 8.27" - 1' 10.83"	1' 3.87" - 1' 10.83"	2' 6.98" - 1' 10.83"		4' 8.69" x 6' 8.27" x 2' 3.56"
1 fixed floor above		■	■				1' 2.96"
1 fixed floor below	■	■	■				1' 7.68"
Adjustable shelf	3						self-supporting
Shelf with bottom panel	■						self-supporting
Coat hooks		1/2	1/2				B1 hardly flammable, PG 2 and 4
Tidy Box bottom large transparent		1					B1 hardly flammable, PG 4
Tidy Boxes selectable large/small		2/0 or 1/2 or 0/4	1/0 or 0/2				0' 5.31" x 2' 1.59" x 1' 3.75"
Stool				6690.200/ 6690.900			0' 4.84" x 4' 7.12" x 1' 11.62"
Finishing side	6674.050	6674.050	6674.050	6674.010	6674.020		0' 2.72" x 2' 1.59" x 1' 7.68"
Weight	134 lb 8 oz / 156 lb 8 oz	125 lb 11 oz / 141 lb 2 oz	154 lb 5 oz / 180 lb 12 oz	30 lb 14 oz / 37 lb 8 oz	55 lb 2 oz / 63 lb 15 oz		284 lb 6 oz / 277 lb 13 oz
OPTIONS							
Lockable	■	■	■	■	■		4 x mod. 6675.210/ 6675.220
Sloping roof one-sided	■	■	■	■	■		4 x mod. 6675.210/ 6675.220
Sloping roof on both sides	■	■	■	■	■		3 x mod. 6675.910/ 6675.920
Sloping roof corner solution	■	■	■	■	■		3 x mod. 6675.910/ 6675.920
							Sloping roof one-sided ■ ■





CHILL HOUSE MEETING HOUSE				128	128	128
DOMINO MAZE						
DOMINO HOUSE CYLINDRA BLOC						
COMFORT HI				134	134	134
Folding couch Folding chair CHILL-Series						
COMBI partition wall			138	138		
ACOUSTIC elements					140	140





9390.002 CHILL HOUSE WOOD
with exterior walls in natural oak



9390.001 CHILL HOUSE WOOD
with exterior walls in fabric

The CHILL House for relaxed breaks or pleasant reading learning or exchanging.
Ideally for hallways, waiting areas and auditoriums.



9390.003 MEETING HOUSE
space for 4 people, incl. table, multimedia connections and LED light
optional also with glass door and ventilation, for quiet working or undisturbed meetings

CHILL HOUSE/MEETING HOUSE

- upholstered elements with backrest: Upholstery made of foam
- height upholstered element with backrest: 2' 2.77"
- upholstery and interior walls optional with fabric TAFF B1 or WOOL, for color selection see A2S material overview
- substructure of robust 3-layer chipboard
- frame construction: Metal frame with closed base powder-coated in RAL 9005 black or RAL 9010 pure white
- flooring in wooden panels natural oak

CHILL HOUSE

- exterior walls available in fabric or wooden panels natural oak, for fabric selection see A2S material overview

MEETING HOUSE

- table frame powder-coated like metal frame m table top HPL coated, optional in white, anthracite or black
- multimedia connection: 1 x power socket, 1 x USB, 1 x HDMI
- incl. LED light
- optional with glass door and ventilation system

	CHILL HOUSE	CHILL HOUSE	MEETING HOUSE
MODEL	9390.001	9390.002	9390.003
Dimensions W/H/D	6' 10.68" x 7' 5.76" x 2' 6.71"	6' 10.68" x 7' 5.76" x 2' 6.71"	6' 10.68" x 7' 5.76" x 5' 0.24"
Seat height	1' 0.99"	1' 0.99"	1' 0.99"
Interior walls fabric TAFF B1/WOOL	■	■	■
Exterior walls fabric TAFF B1/WOOL	■	■	■
Exterior walls natural oak		■	
Frame powder-coated black	■	■	
Weight	462 lb 16 oz	462 lb 16 oz	1.102 lb 5 oz
Packaging note	is delivered disassembled on a pallet: W/H/D: 6' 10.68" x 6' 2.80" x 2' 6.71"	is delivered disassembled on a pallet: W/H/D: 6' 10.68" x 6' 2.80" x 2' 6.71"	is delivered disassembled on two pallets: 2 x W/H/D: 6' 10.68" x 6' 2.80" x 2' 6.71"

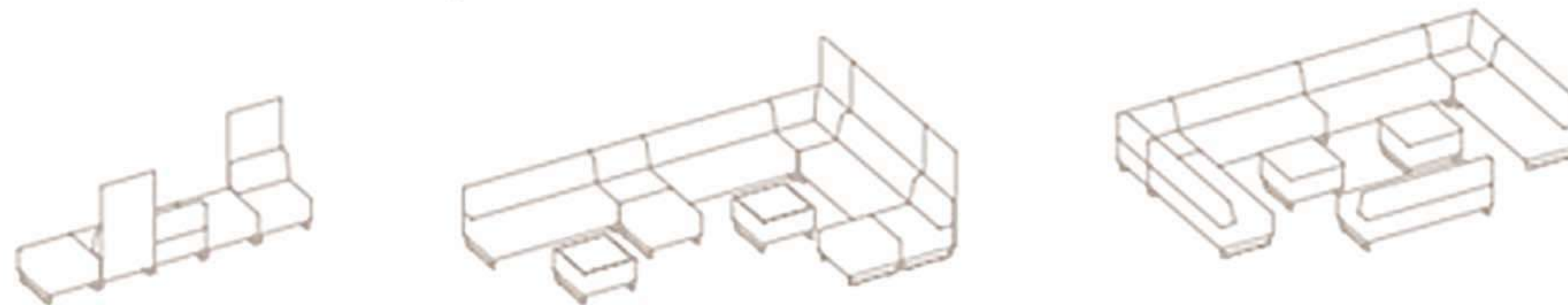




Fits together perfectly and offers numerous design possibilities: DOMINO and MAZE.
For individual planning of your seating arrangements, please contact your A2S area manager.

DOMINO AND MAZE SERIES

- robust construction and durable foams
- easy-care and hard-wearing fabrics and leather covers in a wide selection, in price group 1-4, see A2S material overview
- color combinations freely selectable within a fabric group
- optional with hardly inflammable fabric and leather covers in B1 of price group 2 and 4, see A2S material overview
- freely combinable individual modules, useable Individually or in a fixed combination
- optional privacy and noise protection on back and/or sides, only available in fabric group WOOL
- frame powder-coated in RAL 9006 chrome silver as standard or optionally chrome-plated
- table available with finish board or glass board



Combination of
9387.147 MAZE stool with backrest and
9387.002 MAZE stool supplemented by
elements of the CYLINDRA series

MODULE SYSTEM DOMINO	STOOL	STOOL WITH BACKREST	BENCH	EXTERNAL ELEMENT/CORNER ELEMENT	ARMREST	TABLE WITH GLASS BOARD/ FINISH BOARD
MODEL	9384.001	9384.070	9384.165	9384.301R 9384.302L 9384.303E	9384.004	9384.003 9384.006
Dimensions W/H/D	2' 3.17" x 1' 5.72" x 2' 3.17"	2' 3.17" x 2' 5.13" x 2' 3.17"	5' 4.96" x 2' 5.13" x 2' 3.17"	2' 3.17" x 2' 5.13" x 2' 3.17"	8.66" x 1' 8.47" x 2' 3.17"	2' 3.17" x 1' 5.72" x 2' 3.17"
Seat height	1' 5.72"	1' 5.72"	1' 5.72"	1' 5.72"		
Powder-coated frame	skids	skids	skids	skids		skids
Weight	39 lb 11 oz	52 lb 15 oz	105 lb 13 oz	55 lb 2 oz	19 lb 13 oz	48 lb 8 oz

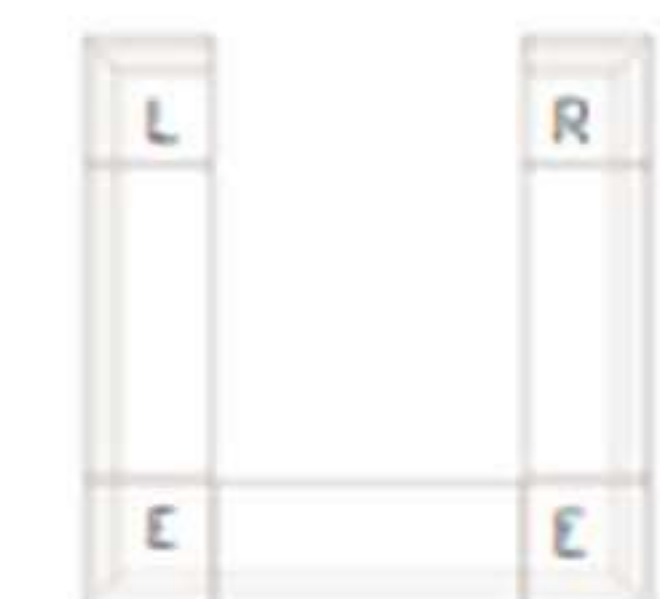
OPTIONS						
Chrome-plated frame	<input type="checkbox"/>	<input type="checkbox"/>	<input type="checkbox"/>	<input type="checkbox"/>	<input type="checkbox"/>	<input type="checkbox"/>
Felt floor protectors	<input type="checkbox"/>	<input type="checkbox"/>	<input type="checkbox"/>	<input type="checkbox"/>	<input type="checkbox"/>	<input type="checkbox"/>
Linking	<input type="checkbox"/>	<input type="checkbox"/>	<input type="checkbox"/>	<input type="checkbox"/>	<input type="checkbox"/>	<input type="checkbox"/>
Privacy screen*		9385.069	9385.165	9385.069		9384.003

*mounted height 4' 5.15". Only available in fabric group Wool

MAZE	STOOL	STOOL WITH BACKREST	DOMINO PILLOW
MODEL	9387.002	9387.147	9384.901
Dimensions W/H/D	2' 7.50" x 1' 5.72" x 2' 8.28"	2' 7.50" x 2' 7.10" x 2' 8.28"	1' 1.78" x 1' 1.78" x 2.76"-3.54"
Seat height	1' 5.72"	1' 5.72"	
Powder-coated frame	round tube with platform	round tube with platform	
Weight	44 lb 1 oz	48 lb 8 oz	1 lb 2 oz

OPTIONS			
Chrome-plated frame	<input type="checkbox"/>	<input type="checkbox"/>	<input type="checkbox"/>
Linking	<input type="checkbox"/>	<input type="checkbox"/>	<input type="checkbox"/>

POSITIONING OF CORNER/ EXTERNAL ELEMENTS



E = corner element
L = external element left
R = external element right





9385.001 DOMINO HOUSE
suitable addition to the DOMINO and MAZE Series

DOMINO SERIES | DOMINO HOUSE

- robust construction and durable foams
- frame powder-coated RAL 9006 chrome silver, optional chrome-plated
- height upholstered element with backrest: 2' 5.13"
- upholstery element as well as interior and exterior walls optional with FLEECE, SKANDIA, TAFF B1 or WOOL fabric, for color selection see A25 material overview
- optionally available in 3 different colors within one fabric group: seating element, interior wall and exterior wall
- equipped with coat hooks left and right, powder-coated black

DOMINO HOUSE



MODEL	9385.001
Dimensions W/H/D	5' 6.93" x 5' 4.96" x 2' 4.35"
Seat height	1' 5.72"
Powder-coated frame	skids
Weight	253 lb 9 oz

OPTIONS

Chrome-plated frame	■
Felt floor protectors	■



Up to 3 different colors selectable within one fabric group: Seating element, interior wall and exterior wall



Equipped with one coat hook each left and right



The colorful seating elements CYLINDA and BLOC combine comfort with maximum flexibility, even in small rooms, and are ideal in combination with our DOMINO and MAZE Series



The seating islands of the CYLINDA and BLOC Series make diverse opportunities possible to place cosy and colorful spots.

CYLINDA AND BLOC SERIES | UPHOLSTERED STOOL

- robust construction and durable upholstery
- easy-care and hard-wearing upholstery fabrics and leather covers in a wide selection, in price group 1-4, see A25 material overview
- optional with hardly inflammable fabric and leather covers, in price group 2 and 4, see A25 material overview
- felt or plastic floor protectors

	CYLINDA			BLOC		
MODEL	9359.045	9359.090	9359.120	9358.042	9358.069	9358.096
Dimensions W/D	Ø 1' 5.72"	Ø 2' 11.43"	Ø 3' 11.24"	1' 4.73" x 1' 4.73"	2' 3.36" x 1' 4.73"	3' 1.99" x 1' 4.73"
Seat height	1' 4.14"	1' 4.14"	1' 4.14"	1' 4.14"	1' 4.14"	1' 4.14"
Weight	17 lb 3 oz	44 lb 16 oz	66 lb 2 oz	18 lb 8 oz	28 lb 11 oz	39 lb 11 oz





Backrests acoustically effective



9396.168 COMFORT HI with
9386.001 C-shape table



Folding couch and armchair for sitting, lounging, sleeping - just in case

COMFORT SERIES | COMFORT HI

- flat skid frame optionally chrome-plated or powder-coated in RAL 9006 chrome silver
- robust construction and durable upholstery
- easy-care and hard-wearing fabrics and leather covers in the fabric groups 1-4 in a wide selection, see A2S material overview
- color combinations freely selectable within a fabric group
- optionally with hardly inflammable covers, B1 in price group 2 and 4, see A2S material overview
- COMFORT HI with high backrests is a room divider and absorbs sound

LOUNGE TABLES

- chrome-plated frame
- table top with multi-layer melamine resin coating, therefore scratch- and impact-resistant and glare-free
- as standard, we supply the table with a 0.12" plastic edge in the color of the table top, see A2S material overview
- optional edge with 1.57" corner radius

FOLDING ARMCHAIR AND COUCH

- a must for every all-day room with durable, 8.27" thick PUR foam core (hardness 35/45) - withstands even heavy use
- upholstery fabric TAFF B1 flame-resistant or PROTEX with antibacterial surface, water-repellent and easy to wipe off. Optional also with artificial leather, for colors see A2S material overview
- cover easy to remove through the zip and washable at 60 °C
- by folding out you get a lying surface of 5' 10.87" x 5' 9.29" (couch) or 2' 7.50" x 5' 10.87" (folding armchair)



5005.005 Folding armchair

UPHOLSTERED FURNITURE COMFORT HI	1-SEATER	2-SEATER	3-SEATER	LOUNGE TABLES*	
MODEL	9396.105	9396.168	9396.223	9386.001	9386.137
Dimensions W/H/D	3' 5.73" x 4' 3.57" x 2' 8.28"	5' 6.53" x 4' 3.57" x 2' 8.28"	7' 4.19" x 4' 3.57" x 2' 8.28"	1' 6.11" x 2' 4.74" x 1' 1.39"	4' 3.18" x 1' 9.26" x 2' 3.56"
Seat surface W/D	1' 10.44" x 1' 11.23"	3' 11.24" x 1' 11.23"	5' 8.90" x 1' 11.23"		
Seat height	1' 4.54"	1' 4.54"	1' 4.54"		
Chrome-plated frame	flat skids	flat skids	flat skids	C-shape	flat skids
Frame RAL 9006	■	■	■	■	
Weight	141 lb 2 oz	189 lb 10 oz	238 lb 2 oz	13 lb 4 oz	57 lb 5 oz

* more lounge tables can be found at the plate foot tables on page 77

	FOLDING ARMCHAIR	FOLDING COUCH
MODEL	5005.005	5005.001
Dimensions W/H/D	2' 7.50" x 2' 3.95" x 2' 7.50"	5' 10.87" x 2' 3.95" x 2' 10.65"
Seat height	1' 4.54"	1' 4.54"
Lying surface	2' 7.50" x 5' 10.87" x 8.27"	5' 10.87" x 5' 9.29" x 8.27"
Weight	26 lb 7 oz	66 lb 2 oz





Our **CHILL** Series with beanbags, stools and floor cushions provides the necessary balance of comfort - because it is known that relaxed learning is the most effective way to learn.

CHILL SERIES | BEANBAGS/STOOL/CUSHION

- cover easily removable by zip
- fabrics washable or wipeable
- available in three different fabrics: OX, NORDIC or OUTSIDE, for color selection and material properties see A2S material overview
- beanbag with handle for easy carrying
- inner bag with safety zip
- filling of polystyrene beads, hardly inflammable, certified according to DIN 4102 B1
- beanbag in combination with stool to put up the feet
- stool and seat cushion not only for CHILL landscapes but also ideal for the seating circle







CHILL SERIES | SEAT CUSHION

- cover easily removable by zip
- fabrics washable or wipeable
- available in three different fabrics: OX, NORDIC or OUTSIDE, for color selection and material properties see A2S material overview
- foam core
- as upholstery for benches and also ideal for the seating circle on the floor

Whether the comfortable **beanbag** with handle for easy carrying, most appropriate in combination with one of the **stools** for the feet, or a cosy lounging area of large **couch cushions** - that's how easy it is to create little oases of well-being in everyday school life.

The particularly hard-wearing and waterproof fabric OX is recommended for primary school, which also matches the color scheme of the primary school very well.

For a more homely atmosphere and comfortable haptic, we recommend the fabric NORDIC, which can be easily integrated with the fabric groups 1-4 in thought out color concepts for secondary schools.

CHILL	BEANBAG	BEANBAG JUNIOR	STOOL	STOOL JUNIOR	COUCH CUSHION	SEAT CUSHION
						
MODEL	5030.045	5030.035	5033.040	5032.035	5031.001	5034.001
Dimensions W/H/D	2' 6.71" x 3' 3.37" x 2' 9.86"	2' 1.59" x 2' 3.56" x 2' 2.77"	1' 5.72" x 1' 3.75" x 1' 5.72"	Ø 1' 1.78" x 1' 1.78"	5' 2.99" x 10.63" x 3' 11.24"	Ø 1' 1.78" x 1.97"
Seat height	1' 5.72"	1' 1.78"	1' 3.75"	1' 1.78"	n.a.	1.97"
Weight	12 lb 2 oz	7 lb 4 oz	5 lb 8 oz	1 lb 16 oz	17 lb 7 oz	
Use	secondary schools	primary schools	secondary schools	primary schools	primary schools	primary schools





COMBI Acoustic movable walls in combination with 1004.147 trapezoidal tables for quiet working areas and 9387.147 MAZE as an island of rest



Up to four walls can be connected at different angles without tools.

Powder-coated adjustable feet in chrome silver, optionally available with castors

COMBI acoustic partition walls:
The right soundscape for healthy learning and working.

COMBI SERIES | ACOUSTIC PARTITION WALL

- acoustically effective honeycomb board as core
- available in the easy-care and hard-wearing fabrics TAFF B1 and WOOL, color selection see A25 material overview
- optional with electrical set with sockets, also available for retrofitting
- simple and versatile combinable system for all types of work
- flexible zoning and design of rooms and inviting relaxation areas
- levelling feet powder-coated RAL 9006 chrome silver, optionally also available with castors



Triangular table
1003.118
3' 7.31" x 2' 7.50"



Trapezoidal table
1004.147
4' 7.12" x 2' 3.56"



Classroom table
7210
2' 3.56" x 1' 9.65"



Group table
1001.088
2' 7.50" x 2' 7.50"



Group table
1001.077
2' 3.56" x 2' 3.56"

COMBI ACOUSTIC PARTITION WALLS



MODEL	6710.070	6710.090
Dimensions W/D	2' 3.56" x 4' 7.90" x 3.15"	2' 11.43" x 4' 7.90" x 3.15"
Weight	33 lb 1 oz	41 lb 14 oz

OPTIONS

Felt floor protectors	■	■
Castors	■	■
Electrical kit	6711.071	6711.091



RELAXATION IS
HALF THE WORK.



 **MONARQUE**TM

MODULA



THE MODULA SYSTEM
**WORKING AND RELAXING -
 IN THE SAME PLACE, AT THE SAME TIME.**

With its versatile combinable elements, MODULA offers countless possibilities for the creative furnishing and dividing of open learning landscapes.

Whether in learning rooms, quiet areas or waiting areas - the inviting open forms allow for effective dual use of a space (e.g. library/media center).

The fabric-covered partition walls also have an acoustic function in addition to dividing the room. In this way, silent focused work and open relaxed communication can take place simultaneously during all forms of learning and working.

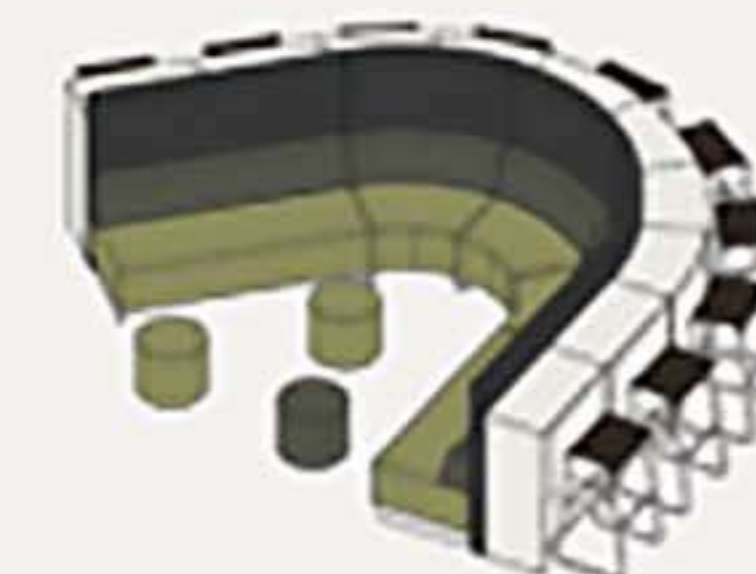
For even more possibilities, MODULA can also be combined with the straight seating elements of our DOMINO series.



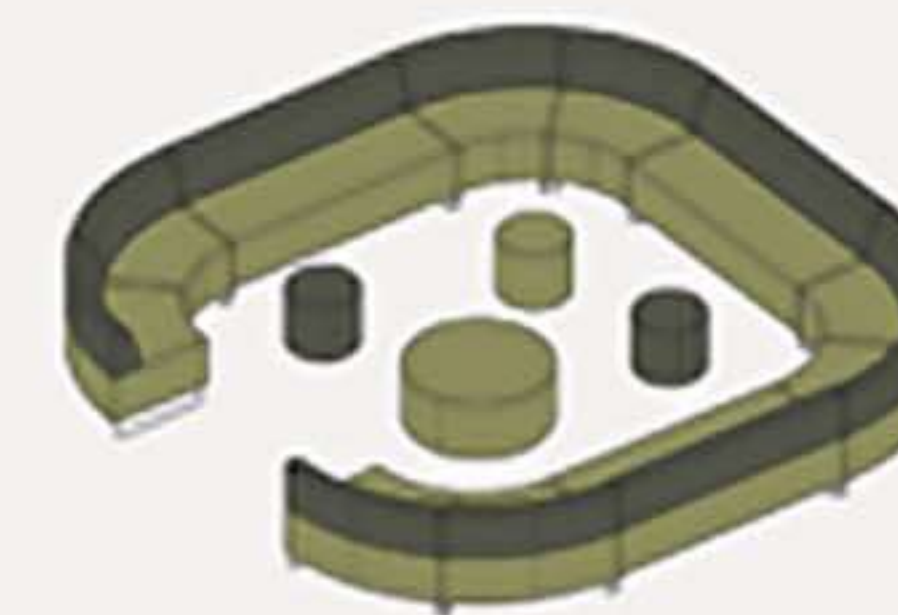
Open learning landscape



Library/media center



Administration/teachers' room with DOMINO elements



Lounge with DOMINO elements



Waiting areas



FEATURES AND ADVANTAGES

Sophisticated system with versatile combination possibilities and zoning

Flexibility thanks to the modular design, which can be expanded with straight DOMINO elements

Can be combined with DOMINO, MAZE, CYLINDA, BLOC as well as COMBI for more design possibilities

Robust construction and durable upholstery

Easy to care for and durable upholstery fabrics in a variety of options

Different fabric colors can be chosen individually

Room dividers and soundproofing function via back panels in three different heights

Back panels optionally with a socket insert or USB charger

Shelf elements with translucent acrylic back panel



UPHOLSTERED ELEMENTS Seat height 16"

CONCAVE/CONVEX



Model	9384.045	9384.245	9384.290
Dimensions/in (WxD)	42" x 27"	63.4" x 27"	71.7" x 27"
Segment angle	45°	45°	90°

STRAIGHT (DOMINO ELEMENTS)



Model	9384.001	9384.070	9384.165
Dimensions/in (WxD)	27" x 27"	27" x 27"	65" x 27"

BACK PANELS Depth 4"

CURVED



Model	9389.045 9388.045 9383.045
Dimensions/in (WxD)	45.3" x 71" 51" 37.4"
Segment angle	45°
Electrification	Socket USB*

STRAIGHT



Model	9389.165 9389.069	9388.165 9388.069	9383.165 9383.069
Dimensions/in (WxD)	65" 27" x 71"	65" 27" x 51"	125.6" 27" x 37.4"
Electrification	Socket USB*	Socket USB*	Socket USB*

* Back panel height 51" and 37.4"
1 to 2 single sockets and/or USB chargers optional.



FINISH AND UPHOLSTERY FABRIC

Shelf and table elements Finish U400 Pure White

Upholstered elements Price group 1 - 4. Color combinations of the seat surface and backrest can be freely chosen within a fabric group.

Back panels Fabric group WOOL or TAFF B1

An overview of all fabrics and finishes can be found in the A25 material overview.

SHELVES Depth 16.5"

CURVED



Model	4620.541	4620.531
Dimensions/in (WxD)	29.5" x 65.4"	29.5" x 50"
Segment angle	22.5°	22.5°

STRAIGHT



Model	4610.542	4610.532	4610.541	4610.531
Dimensions/in (WxD)	32.7" x 65.4"	32.7" x 50"	27" x 65.4"	27" x 50"

TABLES Depth 42 cm

CURVED



Model	3135.074
Dimensions/in (WxD)	29.5" x 43.3"
Segment angle	22.5°

STRAIGHT



Model	3130.084	3130.064
Dimensions/in (WxD)	32.7" x 43.3"	27" x 43.3"



NOW RELAXATION IS
ON THE TIMETABLE.



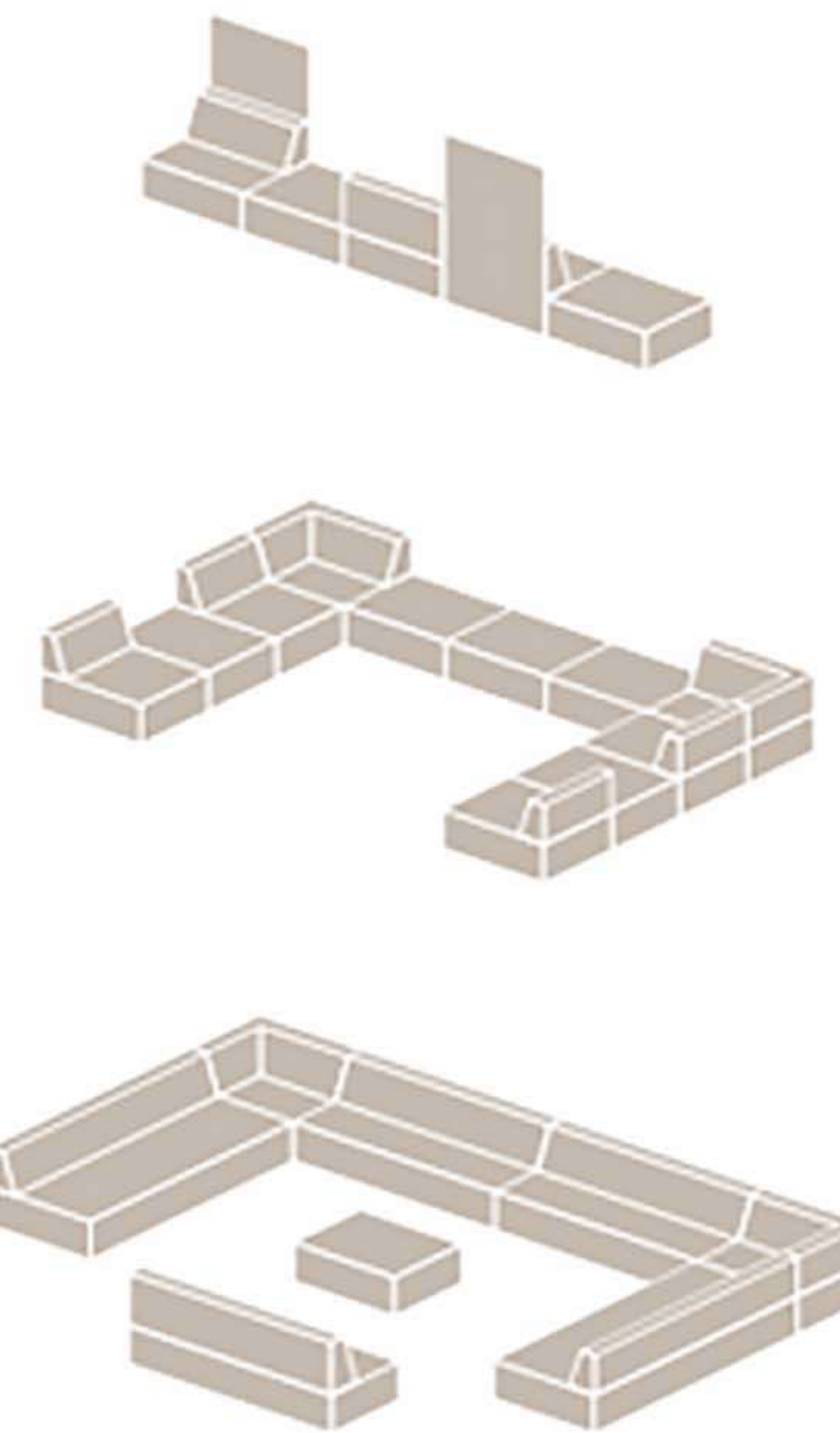
 MONARQUE™

LOUNGE & UPHOLSTERED FURNITURE



FURNISHING OPTIONS

- Visual barrier by means of backrests and/or sides
- Media connections in seating area
- Modules can be linked to form seating ensembles
- Range of color options



UPHOLSTERED FURNITURE

COMFORT HI

	single seater	two-seater	three-seater
Model	9396.305	9396.168	9396.223
Size (WxDxH)	3' 5.73" x 4' 3.57" x 2' 8.28"	5' 6.54" x 4' 3.57" x 2' 8.28"	7' 4.91" x 4' 3.57" x 2' 8.28"
Seat area (WxD)	1' 10.44" x 1' 8.23"	3' 8.24" x 1' 8.23"	5' 8.9" x 1' 8.23"
Seat height	1' 4.54"	1' 4.54"	1' 4.54"

UPHOLSTERED FURNITURE

COMFORT LO

	single seater	two-seater	three-seater	stool
Model	9394.080	9394.144	9394.212	9394.001
Size (WxDxH)	2' 7.5" x 2' 7.1" x 2' 8.28"	4' 8.69" x 2' 7.1" x 2' 8.28"	6' 11.46" x 2' 7.1" x 2' 8.28"	3' 11.64" x 1' 4.14" x 2' 7.5"
Seat area (WxD)	1' 10.83" x 1' 7.69"	3' 8.24" x 1' 7.69"	6' 2.02" x 1' 7.69"	3' 11.64" x 2' 7.5"
Seat height	1' 4.14"	1' 4.14"	1' 4.14"	1' 4.14"

UPHOLSTERED FURNITURE MODULE SYSTEM

DOMINO

	stool	stool with back	bench with back	corner element	screen*
Model	9384.001	9384.070	9384.165	9384.301R 9384.302L	9385.049/069/165
Size (WxDxH)	2' 3.17" x 1' 4.14" x 2' 3.17"	2' 3.17" x 2' 5.13" x 2' 3.17"	5' 4.96" x 2' 5.13" x 2' 3.17"	2' 3.17" x 2' 5.13" x 2' 3.17"	1' 12.9" x 10' 5' 4.96" x 4' 8.42"
Seat height	1' 4.14"	1' 4.14"	1' 4.14"	1' 4.14"	* mounted height 4' 5.51"

SEAT ISLANDS

CYLINDRA

	Round seats			Cubes		
Model	9359.045	9359.090	9359.120	9358.042	9358.069	9358.096
Dimensions (WxD)	Ø 1' 5.72"	Ø 2' 11.43"	Ø 3' 11.24"	1' 4.73" x 1' 4.73"	2' 3.36" x 1' 4.73"	3' 1.99" x 1' 4.73"
Seat height	1' 4.54"	1' 4.54"	1' 4.54"	1' 4.54"	1' 4.54"	1' 4.54"





- 1 Electrical outlets integrated into the modular lounge system **Demine** allow you to work in a relaxed environment.
- 2 The high backrest elements of the lounge system **Comfort HI** serve as a room divider and create an island of tranquility.
- 3 The colorful seat elements **Cylinda** combine, even in small rooms, comfort with the greatest possible flexibility.



UPHOLSTERED FURNITURE WORK MORE COMFORTABLY AND RELAX MORE EFFECTIVELY.

Upholstered furniture brings comfort to the school day and provides an inviting, relaxed atmosphere. Whether you want to create permanent room fixtures or movable sitting units, the shapes and colors are almost limitless.

Due to their high backrests, our lounge furniture systems **Comfort HI** and **Demine** offer a multitude of possibilities to create visual privacy and noise-insulated islands of peace in the middle of lively,

spacious areas such as hallways, entrance areas or waiting zones. Power and data connections can be integrated to turn these comfy spaces into versatile work stations.

With the **Cylinda** seating islands comes a variety of possibilities for adding a jovial dash of color. Whether individually or in groups: their mobility emphasizes the vitality they provide by their variety of colors and sizes alone.

BENEFITS

- Sturdy construction and durable foam materials
- Wide variety of easy to clean and durable fabric cover options
- Wide variety of colors and materials
- Flexibility due to modular character
- Combine modules freely, individually or in a connected combination
- High backrests give room-dividing and sound-suppressing capabilities

LOUNGE & UPHOLSTERED FURNITURE

PRODUCT GROUP 1 LOUNGE 1



100% Polyester | flame retardant according to EN 1021:162 | weight approx. 0.82 sq/ft +/- 5% | abrasion resistance: 100,000 Martindale rounds | 1st development 5 | tested for harmful substances: OAD-Test 100

PRODUCT GROUP 2 LOUNGE 2



100% Polyester | flame retardant according to EN 1021:162, DIN 4102 B1 | weight approx. 0.85 sq/ft +/- 5% | abrasion resistance: 75,000 Martindale rounds | 1st development 5 | tested for harmful substances: OAD-Test 100

PRODUCT GROUP 3 WOOL



100% wool | flame retardant according to EN 1021:162 | weight approx. 1.51 sq/ft +/- 5% | abrasion resistance: 35,000 Martindale rounds | 1st development 4 | tested for harmful substances

ARTIFICIAL LEATHER (B1)



PCV compound, 80% knitted fabric | flame retardant according to EN 1021:162 DIN 4102 B1 | weight approx. 2.56 +/- 0.16 sq/ft | abrasion resistance: + 75,000 Martindale rounds | tested for harmful substances

ARTIFICIAL LEATHER



Surface 100% Polyester | fabric 70% Polyester, 30% cotton | flame retardant according to EN 1021:162 | weight approx. 1.43 sq/ft +/- 10% | abrasion resistance: + 100,000 Martindale rounds | 1st development 5 | tested for harmful substances



UPIS1

AT A GLANCE

- ✓ Flexible seating solution and NEW: Flexible standing aid
- ✓ Promotes movement and health
- ✓ Standard Edition infinitely height-adjustable (450 – 630 mm)
- ✓ Junior Edition for children from their first school year (infinitely height-adjustable between 375 and 490 mm)
- ✓ NEW: STAND-UP standing aid (infinitely height-adjustable from 590–845 mm)
- ✓ In six colours: Deep grey, smart white, fresh yellow, soft red, ice blue and red
- ✓ Matching cushion available in 14 colours
- ✓ Rounded and non-slip floor stand
- ✓ Integrated carrying edge below the seat
- ✓ Practical and stylish strap for height adjustment and transportation



090U
Junior stool

100U
Stool

110U
Stand-UP Standing aid

150U
Cushion Ø 320 mm



STYLISH MULTI-PURPOSE BAR STOOL AND STANDING AIDS

UPis1
KEEP MOVING!

UP brings movement into day-to-day work. The functional stool and standing aid are intuitive to use and can be relied upon by permanent occupiers and temporary visitors alike, to offer support in spontaneous conversations, workshops, meetings or brainstorming sessions. The UP makes just as good an impression at home or at school, inspiring with the flexibility of its usage and its colourful design.



FOKUS STOOL

Fun, Flexible, Fokus



FOKUS ADJUSTABLE STOOL

The rounded bottom of this adjustable stool allows kids to wiggle and wobble as they learn. With a push of a button, the seat adjusts from 16 1/4"-23 1/4" high.

Height Range: 16 1/4"-23 1/4"

Colour :




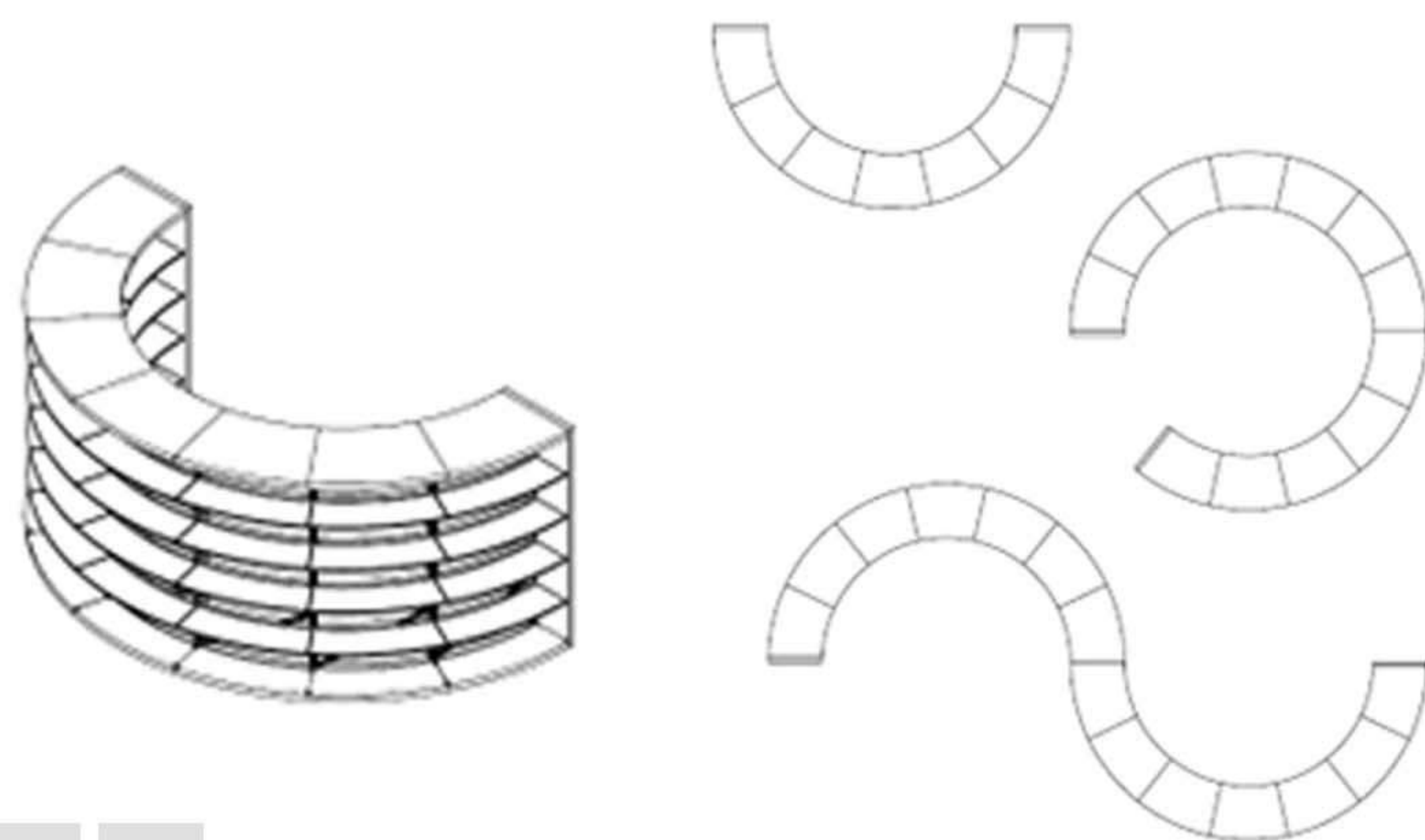
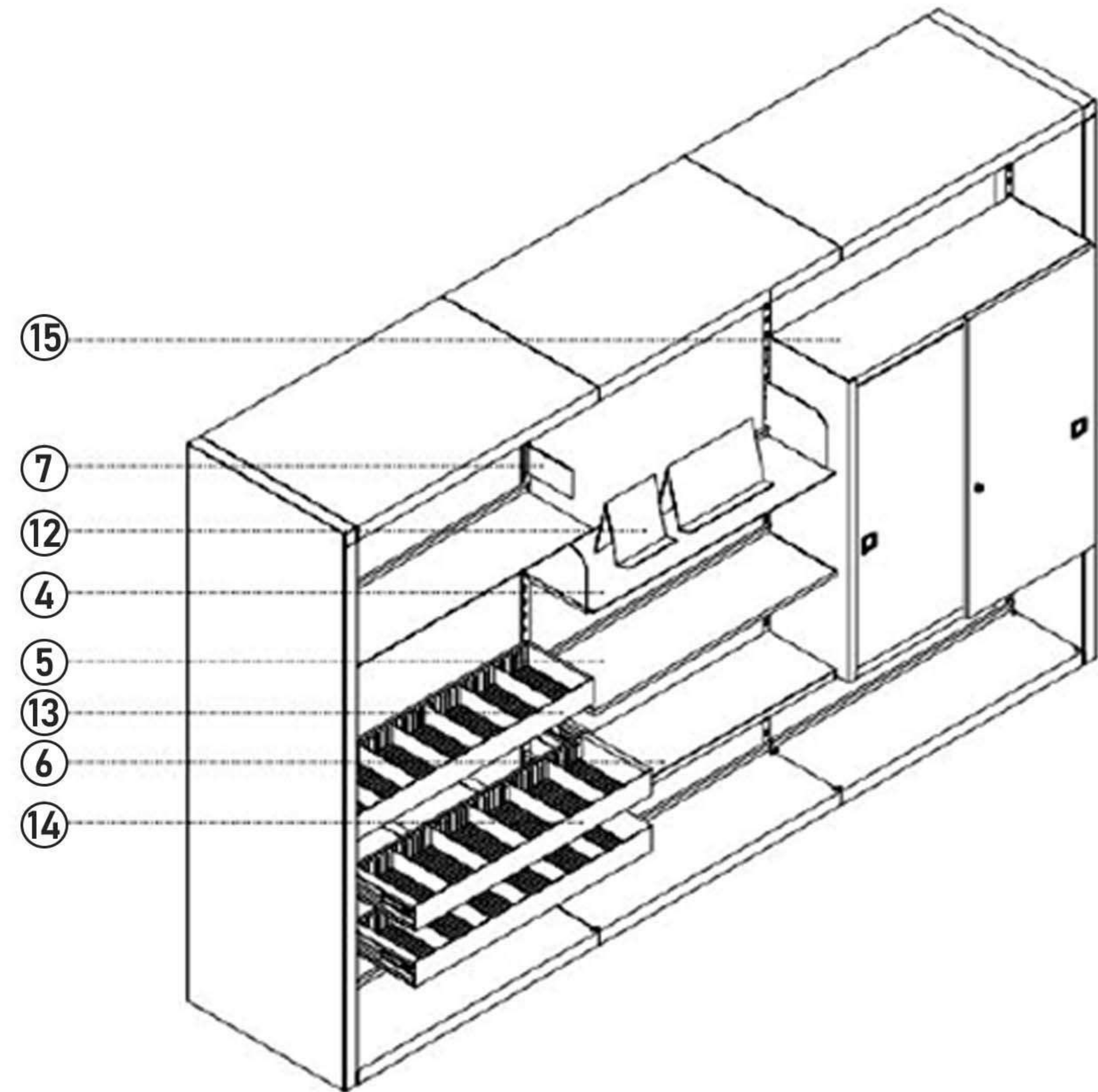
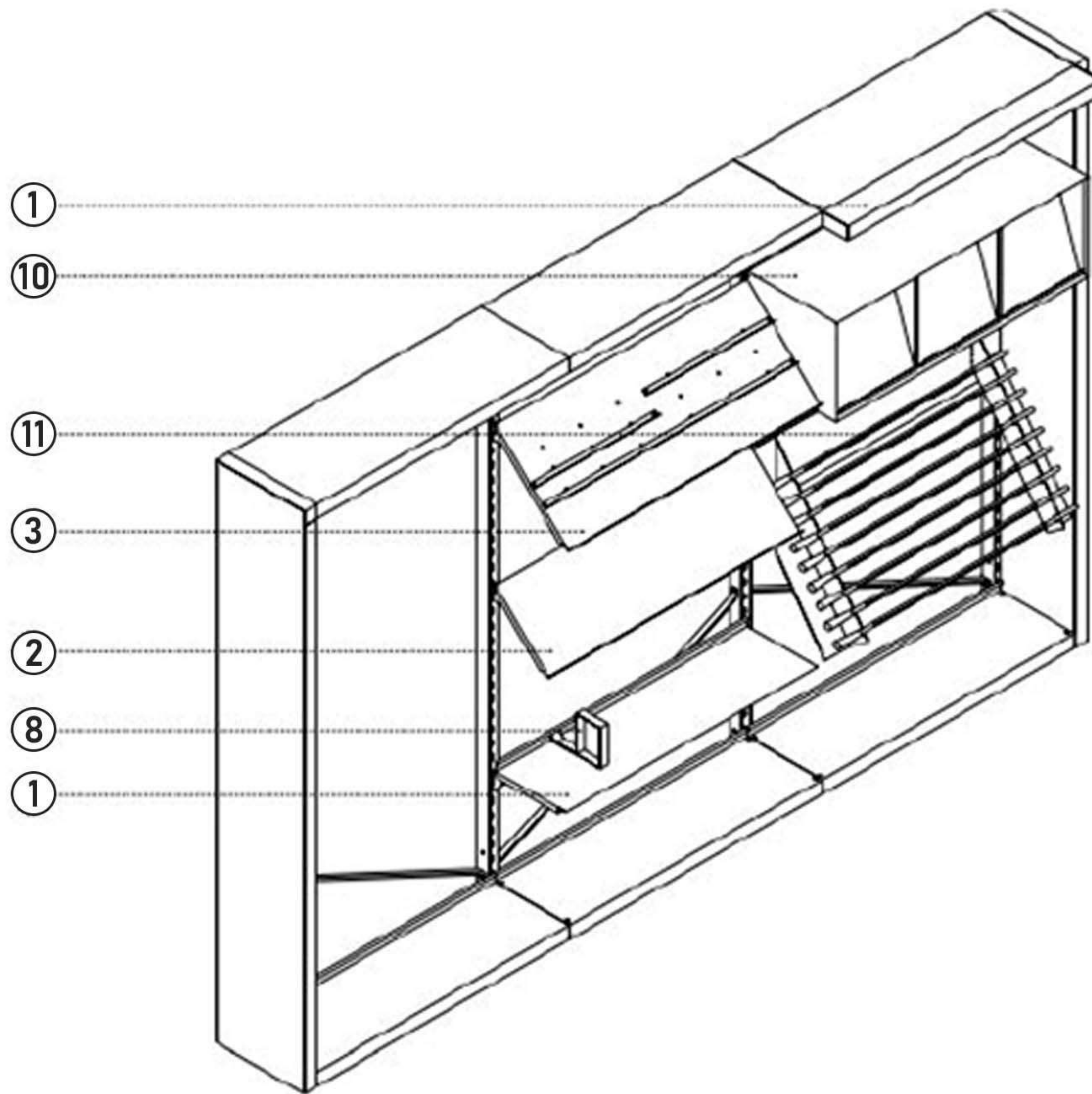
NOVA LIBRARY SHELVING

Made in Europe







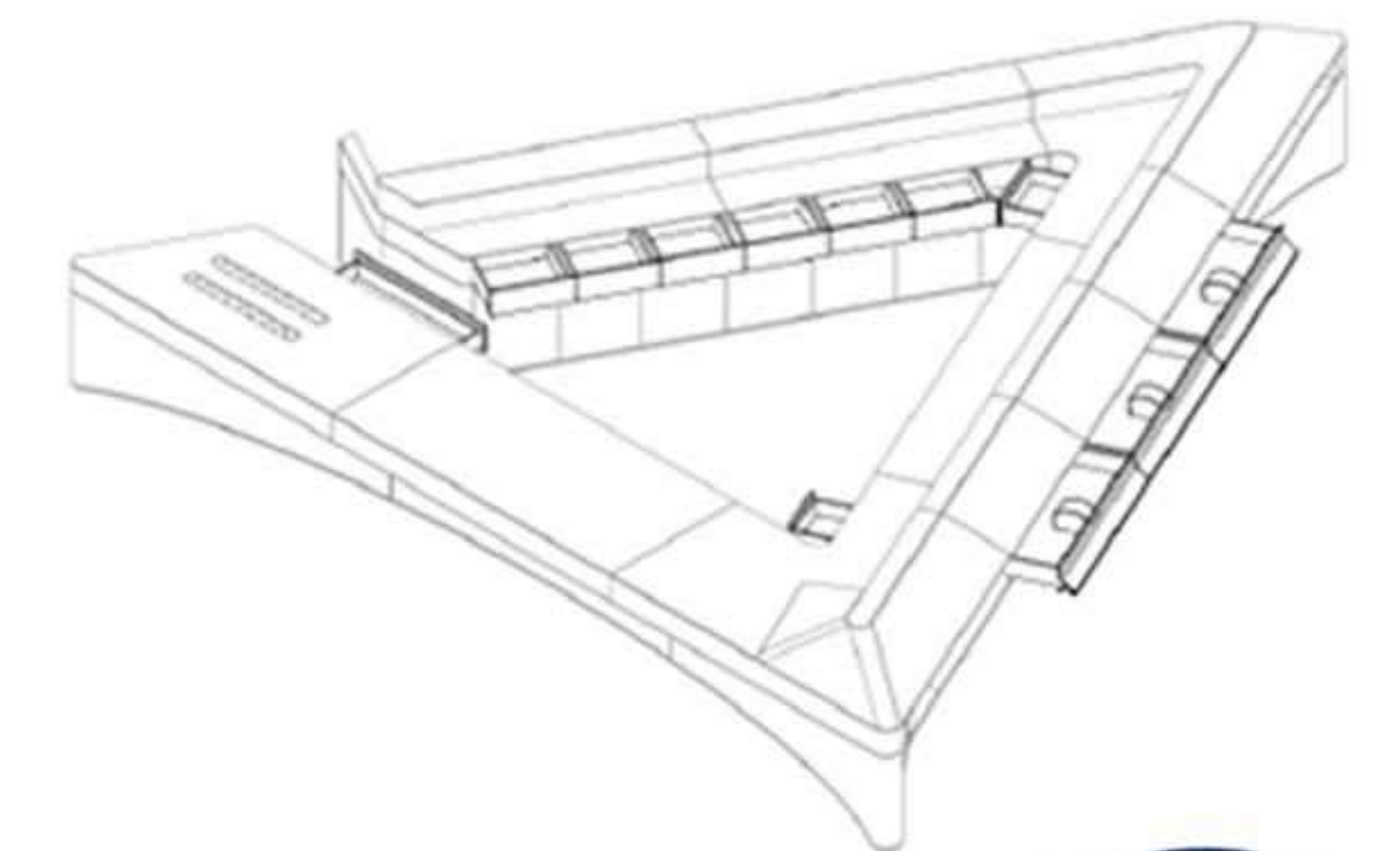
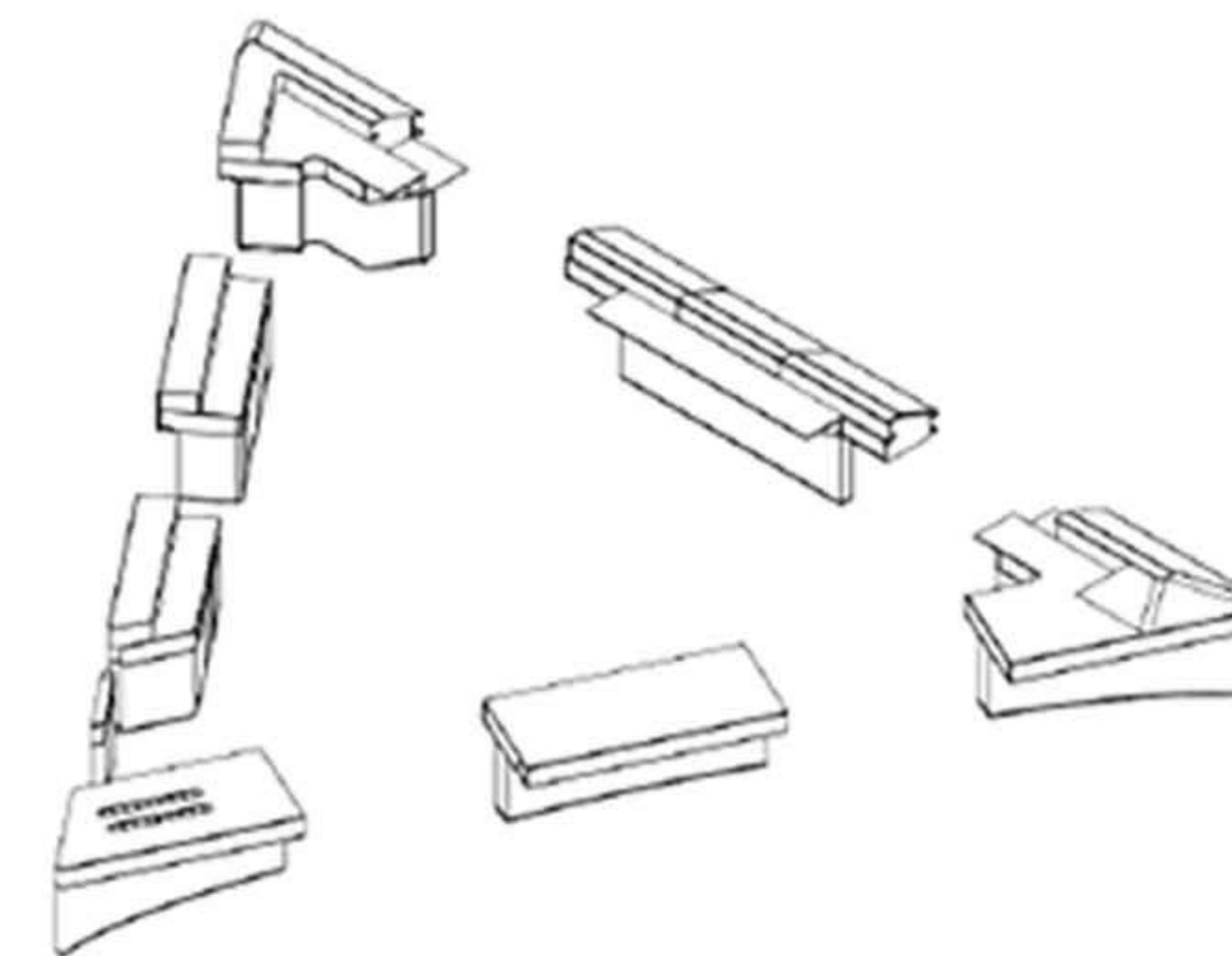
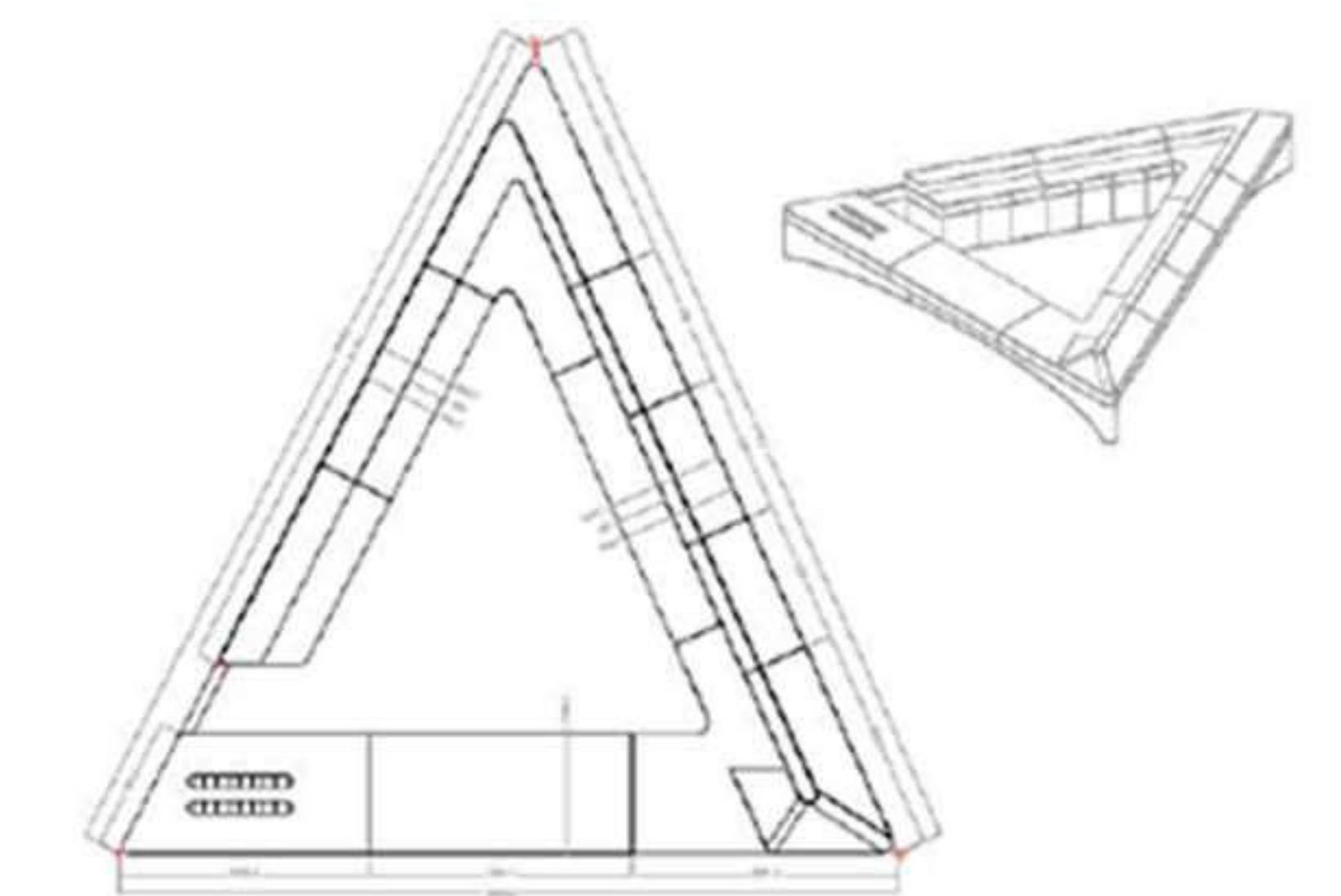



product details

- 1 shelf
- 2 slope shelf with two positions
- 3 slope shelf with two positions and three holders
- 4 shelf with side
- 5 telescopic shell
- 6 wood shelf (MDF, HPL, melamine and veneer)
- 7 book stop
- 8 book divider
- 9 horizontal lighting
- 10 cupboard with tip up doors

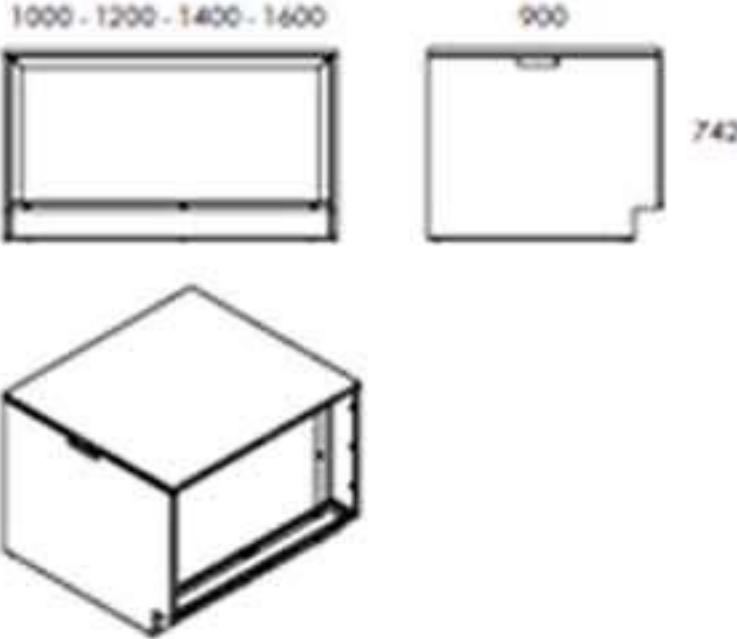
- 11 newspaper display
- 12 display for books
- 13 box for cd's and dvd's
- 14 telescopic box for cd's and dvd's
- 15 cupboard with sliding doors





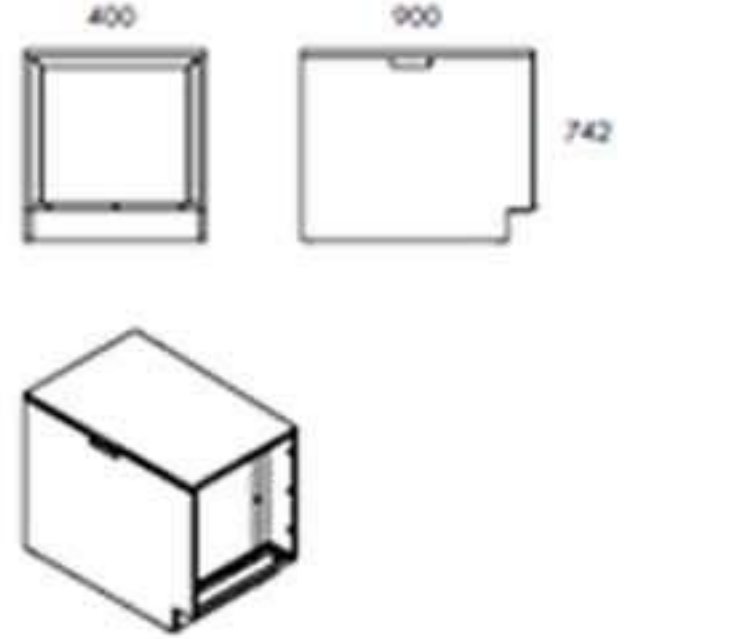
1 Módulo de balcón - A
Módulo receptor - A
Reception unit - A
Módulo para banqueta d'accesil - A

1000 - 1200 - 1400 - 1600 900
742



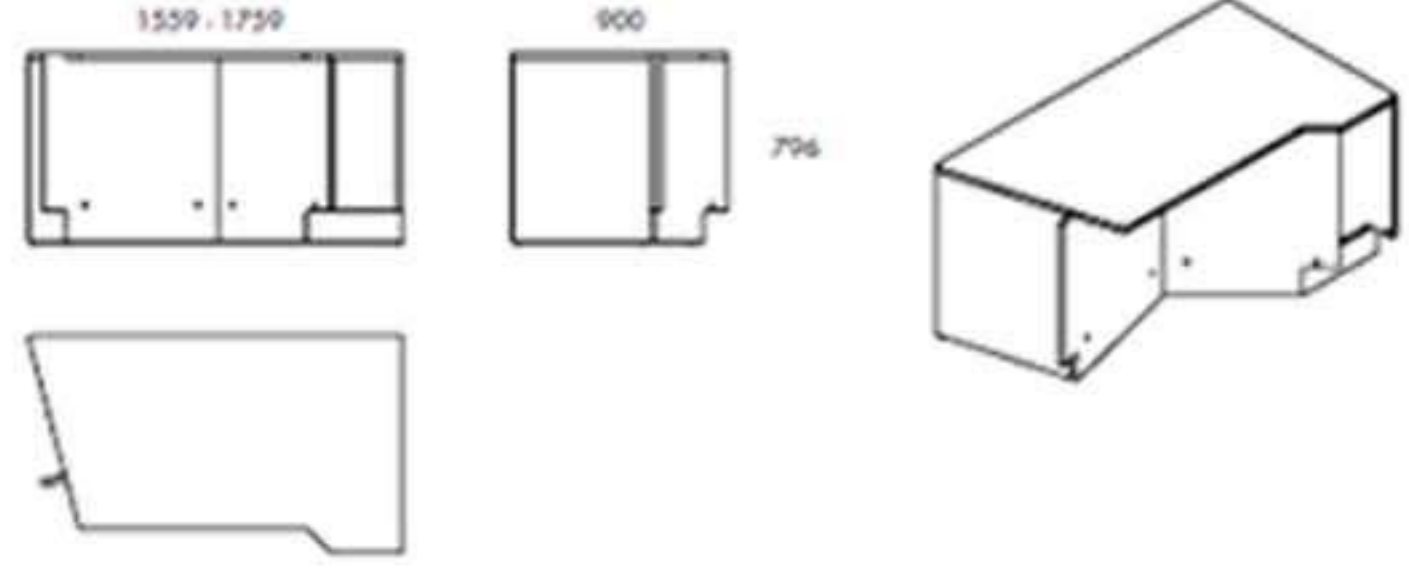
2 Módulo de balcón - continuación - B
Módulo receptor - continuación - B
Reception unit - continuity - B
Módulo acorral para banqueta d'accesil - B

400 900
742



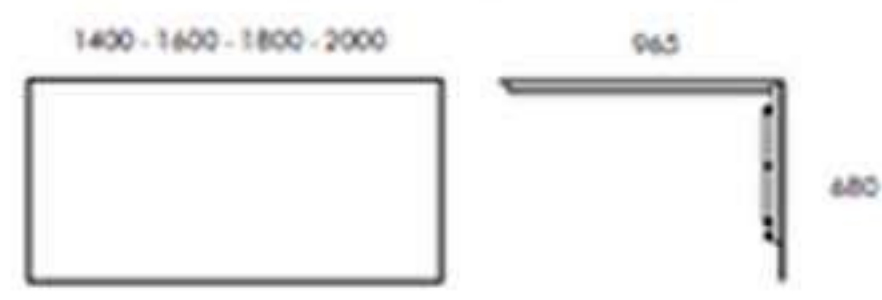
3 Módulo de balcón izquierdo - acondicionamiento personalizado / cubiere de rodos - E
Módulo de receptor izquierdo - acondicionamiento personalizado / alfe de rodos - E
Left reception unit - personalized case / wheelchair - E
Módulo para banqueta d'accesil à gauche - reception personnes handicapées - E

1559 - 1739 900
756



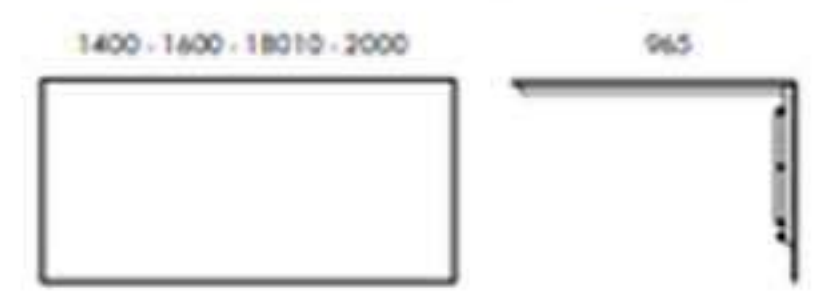
4 Panel frontal con tempo - vidrio - para módulo de balcón A
Faldón con encimera - vidrio - para módulo de receptor A
Modesty panel with top - glass - for reception with type A
Vidre de front bas avec plateau en verre - pour module de banqueta d'accesil A

1400 - 1600 - 1800 - 2000 965
480




5 Panel frontal con tempo - madera - para módulo de balcón A
Faldón con encimera - madera - para módulo de receptor A
Modesty panel with top - wood - for reception with type A
Vidre de front bas avec plateau en bois - pour module de banqueta d'accesil A

1400 - 1600 - 1800 - 2000 965



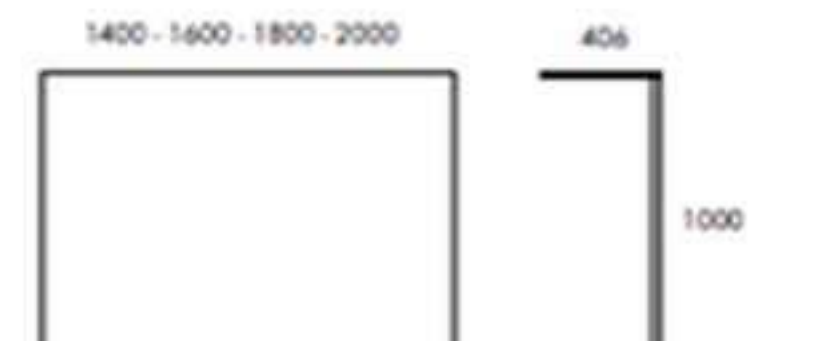
6 Panel frontal alto con tempo - vidrio - para módulo de balcón A
Faldón alto con encimera - vidrio - para módulo de receptor A
High modesty panel with top - glass - for reception with type A
Vidre de front haut avec plateau en verre - pour module de banqueta d'accesil A

1400 - 1600 - 1800 - 2000 406
1000



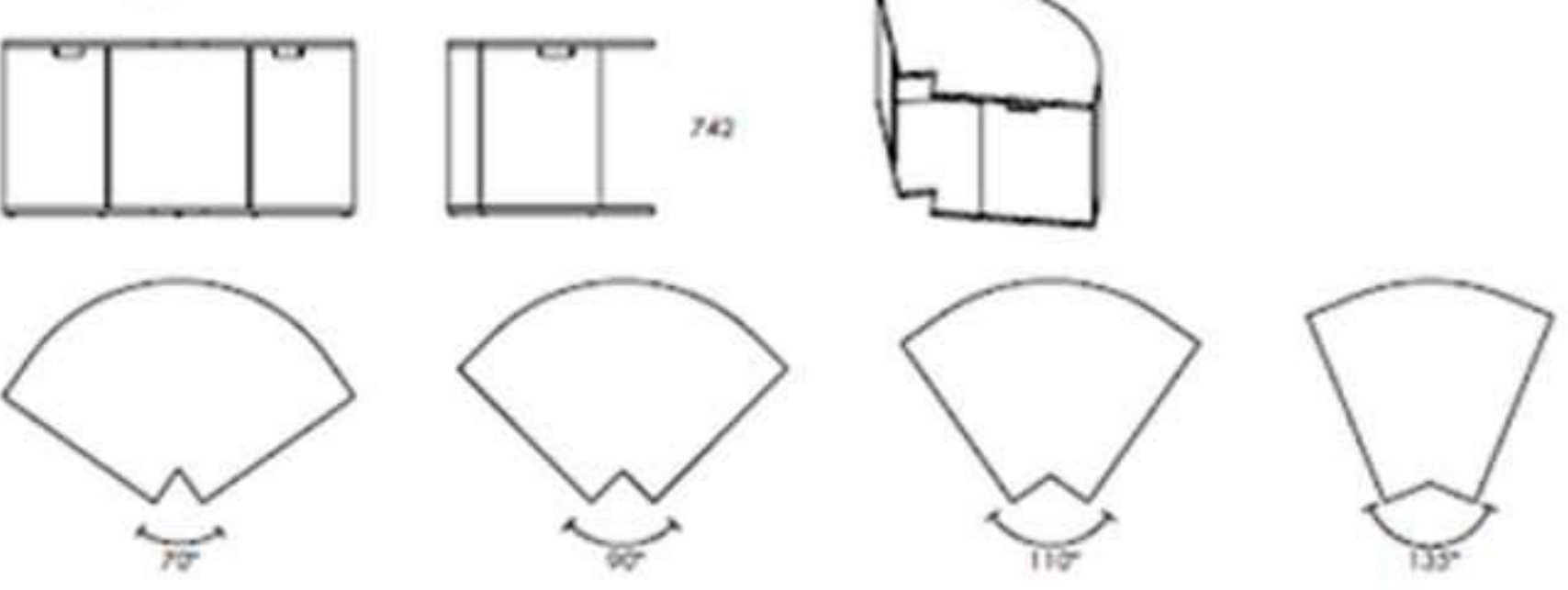
7 Panel frontal alto con tempo - madera - para módulo de balcón A
Faldón alto con encimera - madera - para módulo de receptor A
High modesty panel with top - wood - for reception with type A
Vidre de front haut avec plateau en bois - pour module de banqueta d'accesil A

1400 - 1600 - 1800 - 2000 406
1000



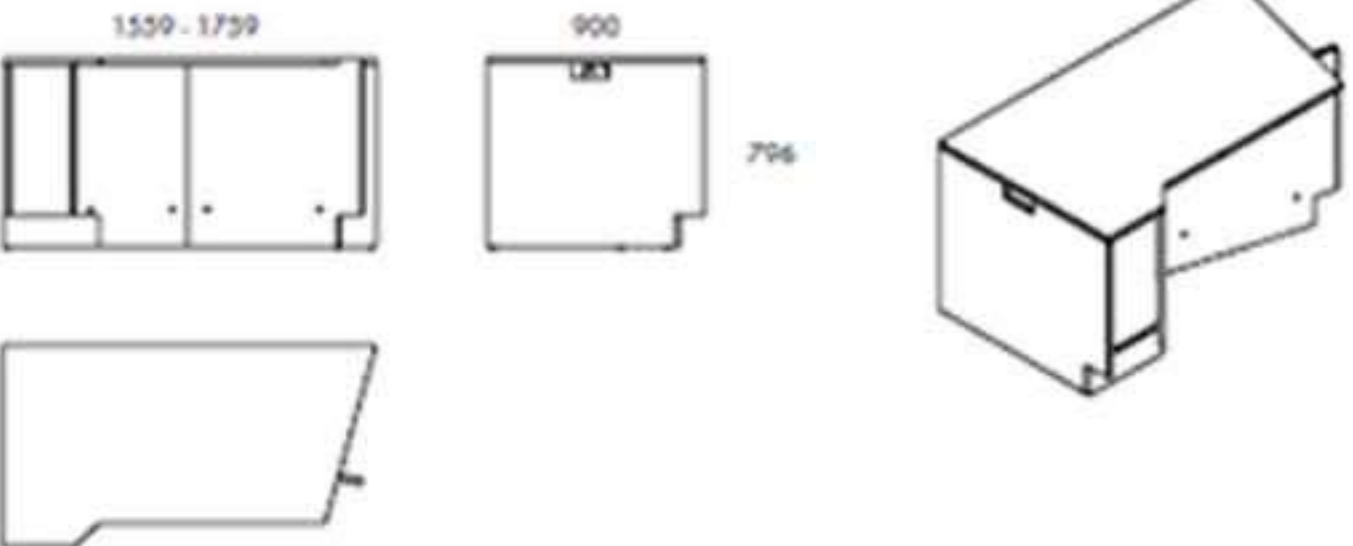
8 Módulo de acceso para módulo de recepción - C
Módulo de acceso para módulo receptor - C
Corner reception unit - C
Élément d'angle pour banqueta d'accesil - C

742



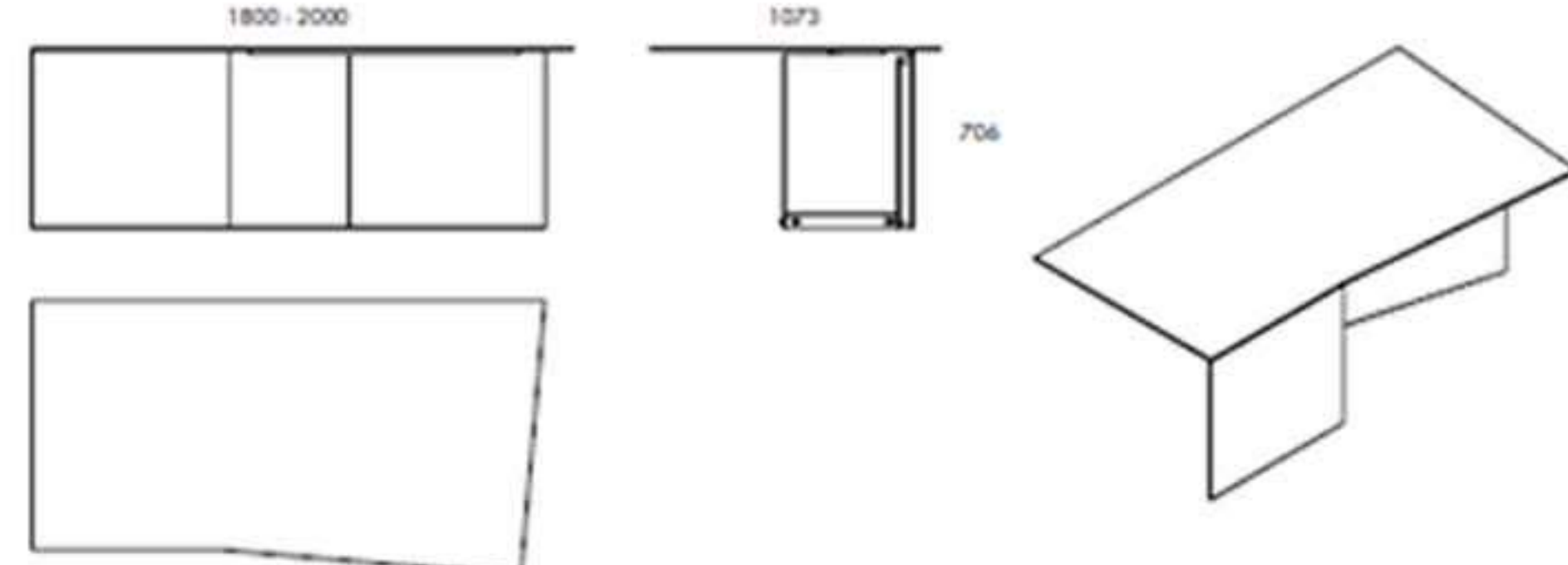
9 Módulo de balcón derecho - acondicionamiento personalizado / cubiere de rodos - D
Módulo de receptor derecho - acondicionamiento personalizado / alfe de rodos - D
Right reception unit - personalized case / wheelchair - D
Módulo para banqueta d'accesil à droite - reception personnes handicapées - D

1559 - 1739 900
756



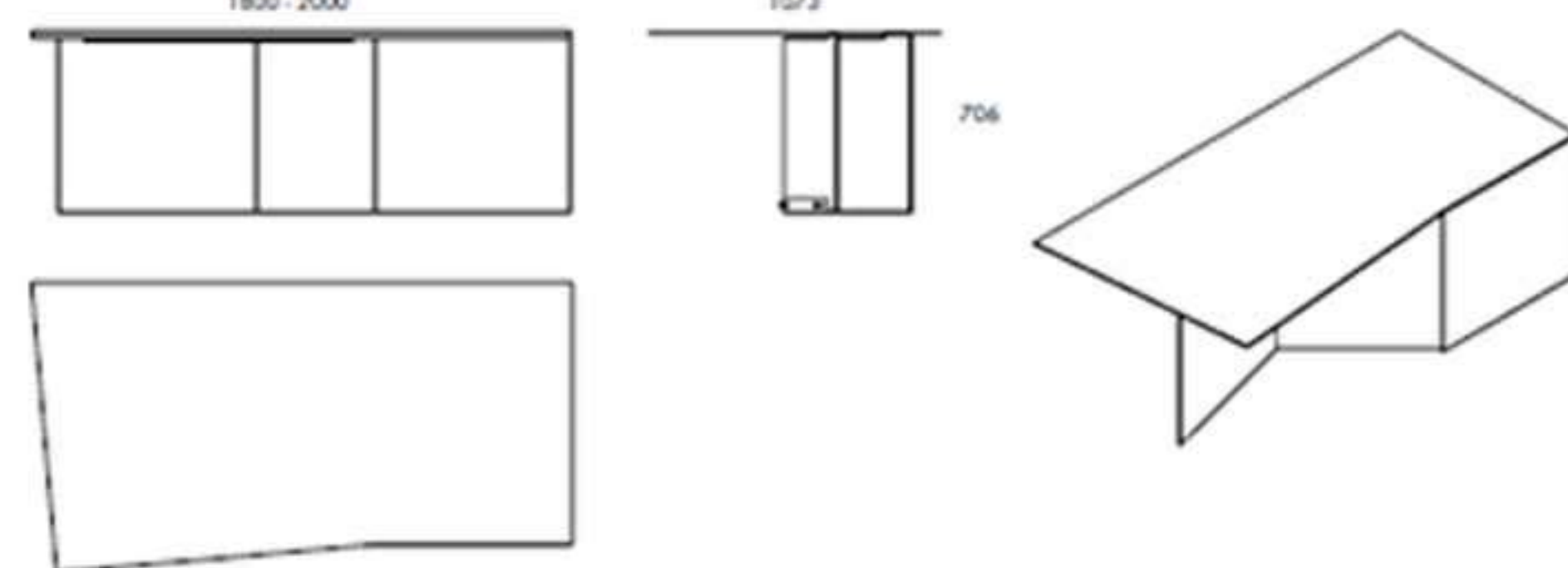
10 Panel a tempo - vidrio - para módulo de balcón derecho D
Panel y encimera - vidrio - para módulo del receptor derecho D
Panel and top - glass - for right reception unit type D
Vidre de front et plateau en verre - pour module de banqueta d'accesil à droite D

1800 - 2000 1073
706



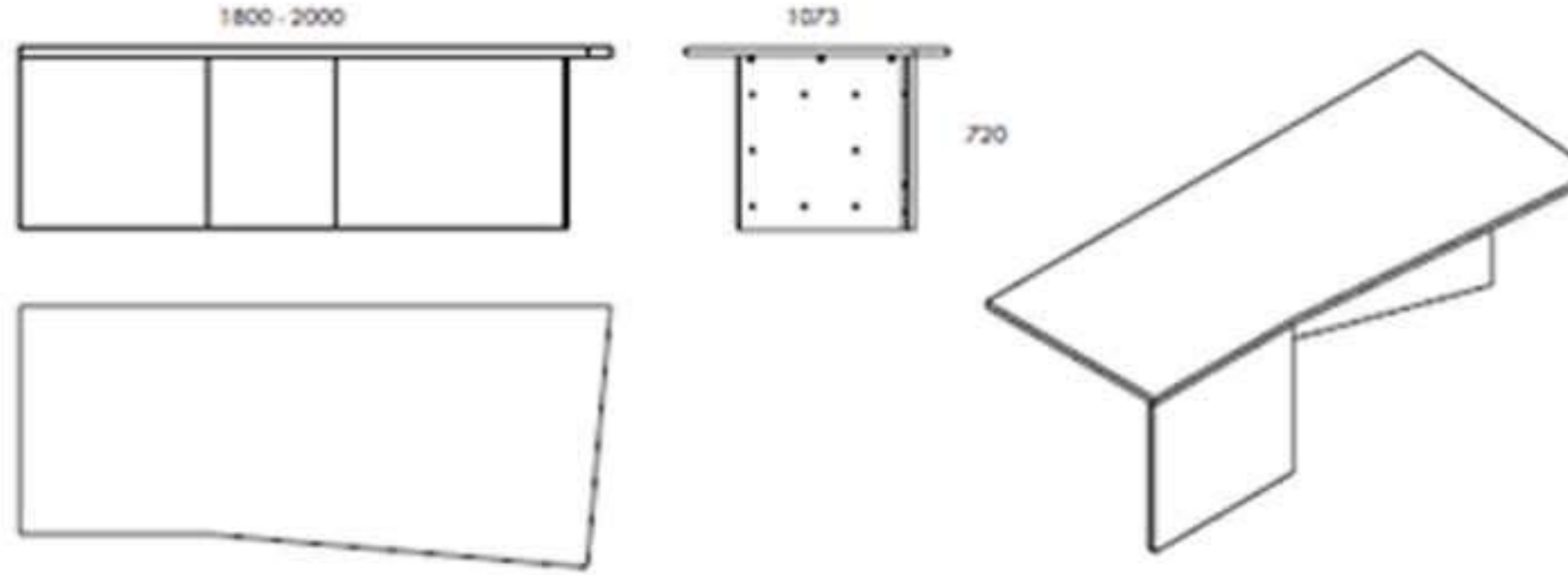
11 Panel a tempo - vidrio - para módulo de balcón izquierdo E
Panel y encimera - vidrio - para módulo del receptor izquierdo E
Panel and top - glass - for left reception unit type E
Vidre de front et plateau en verre - pour module de banqueta d'accesil à gauche E

1800 - 2000 1073
706



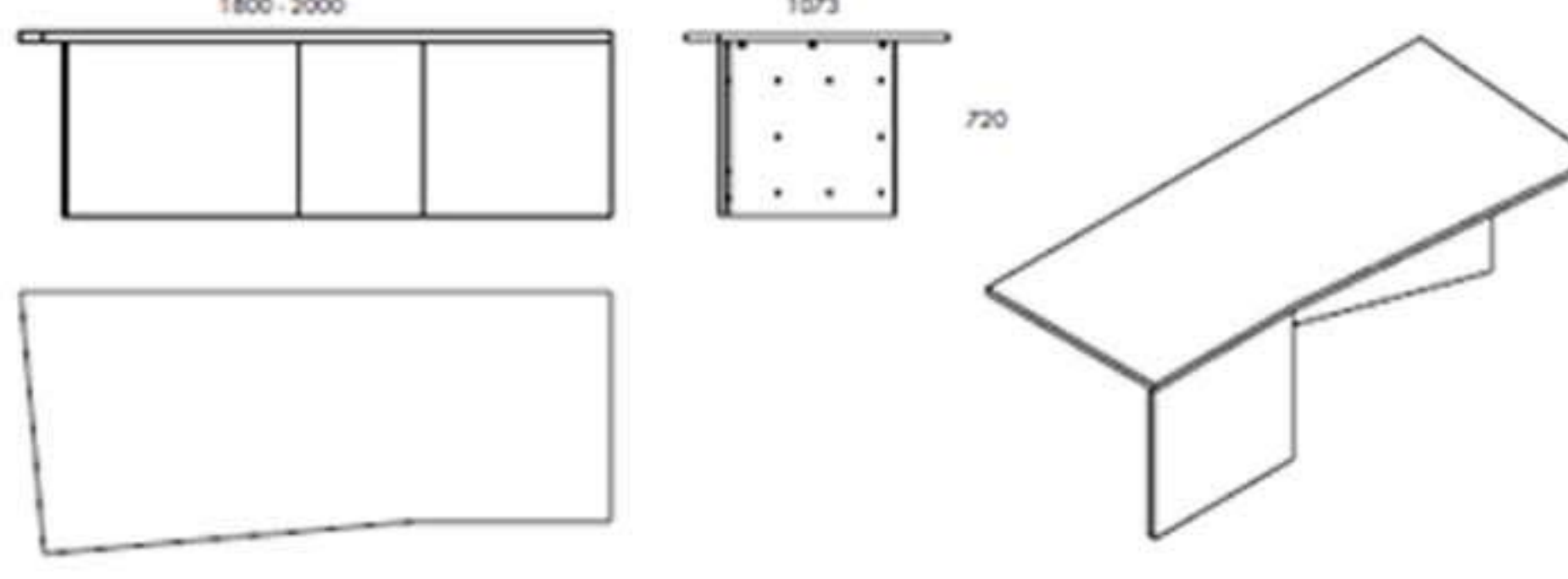
12 Panel a tempo - madera - para módulo de balcón derecho D
Panel y encimera - madera - para módulo del receptor derecho D
Panel and top - wood - for right reception unit type D
Vidre de front et plateau en bois - pour module de banqueta d'accesil à droite D

1800 - 2000 1073
720




13 Panel a tempo - madera - para módulo de balcón izquierdo E
Panel y encimera - madera - para módulo del receptor izquierdo E
Panel and top - wood - for left reception unit type E
Vidre de front et plateau en bois - pour module de banqueta d'accesil à gauche E

1800 - 2000 1073
720





ELEMENTARY SCHOOL

The time spent learning in the elementary school years builds the foundation for a student's entire school career. It is the basis for a happy, responsible, and successful future. All children should be provided with an outstanding education, one that is tailored to their capabilities, in order to ensure a successful transition to secondary schools. Various teaching concepts can be supported with sophisticated, positively-designed learning environments.

Clearly-arranged and flexible furnishing concepts make varied daily routines easier. In addition to the traditional teaching phases, space is created for movement, as well as group and individual work. This promotes the cognitive, social, emotional, and physical aspects in children.

 **MONARQUE**



LEARNING ROOMS IN ELEMENTARY SCHOOL | LEARNING ROOM | ROOM SIZE: 32' 9.7" x 22' 11.59"

Single-function use | Instruction/Resting area | Fixed furniture | Height-adjustable



PRODUCTS

STUDENTS
7130 School chair
7750 School table

TEACHERS
8382 WOODPLAC®
pneumatic spring swivel chair
7523.901 Teacher's desk C-shape

MORNING CIRCLE / RESTING AREA
4425.150 Segmental arched shelf
5030.035 CHILL bean bag Junior
5034.001 Seat cushion

PC WORKPLACE
1810.168 Computer table
8382 WOODPLAC®
pneumatic spring swivel chair
7894 Pneumatic lift stool

The height-adjustable individual tables can be easily adapted to fit each student, enabling pleasant, ergonomically correct learning.



LEARNING ROOM | ROOM SIZE: 24' 11.21" x 27' 10.64"

Mono-functional use | Instruction/Seating circle | Fixed furniture | Fixed size

GROUP WORK A SET SPOT IN THE GROUP.

For children, school enrollment means entering a completely new environment. Small groups and set spots provide advantages, so children can focus on learning from day one.

Using the example to the left, height-adjustable tables ensure that students of different sizes can work together in an ergonomically pleasant way. An area separated by mobile, segmented arched shelves with seat cushions, can be used for a seating circle, or as a break-time retreat.

Using the example to the right, the compact arrangement of the traditional solid wood desks offers ample room for an additional seating area with benches.



PRODUCTS

STUDENTS
Solid wood chair 7000
Solid wood desk 7030

TEACHERS
Solid wood chair ISO6 7000
Teacher's desk 7057.901

MORNING CIRCLE/SEATING CIRCLE
Solid wood bench 9459.004



Our 70-series: The traditional combination of solid wood chair and desk creates a warm, natural learning atmosphere.



ELEMENTARY SCHOOL LEARNING ROOMS | LEARNING ROOM W. DIFFERENTIATED SPACE | LEARNING ROOM

Multi-functional use | Instruction/seating circle | Flexible furniture | Learning at eye-level

ROOM SIZE: 29' 6.33" x 19' 8.22"

DIFFERENTIATED LEARNING ALWAYS RETHINK THINGS.

Frontal instruction, working in silence or in groups, seating circle - depending on the phase of instruction, the division of the learning room can be rearranged several times a day. In order to meet the needs of students and teachers, the seating arrangement must be able to be changed quickly and easily. With little effort, the flexible individual desks with casters can be moved, and the chairs with footrests bring all students to eye level in a single movement.



Working with a partner




Seating circle



U-shape



Group work



The chair with footrest brings students of different sizes to eye level at a table. The tables equipped with casters, depending on the need, allow for the seating arrangement to be changed quickly and easily.

PRODUCTS

STUDENTS

- 7416.031 Chair with footrest PACHOLZ®
- 7280 School table with casters

TEACHERS

- 8385.002 PACHOLZ® Pneumatic spring swivel chair
- 7940 Pneumatic lift stool
- 7615.138 Elliptical mono-column table, height-adjustable
- 4130.506 Teacher CHANGE caddy

PC WORKPLACE

- 2000-series Table system with CPU equipment



ELEMENTARY SCHOOL LEARNING ROOMS | DIFFERENTIATED SPACE

Multi-functional use | Instruction/resting/meeting | Flexible furniture | Learning at eye-level

ROOM SIZE: 19' 8.22" x 11' 9.73"



The chair with footrest brings students of different sizes to eye level at a table. The footrest can easily and safely be set to the right height in one quick movement.



Big group



Small groups



Individual work



DIFFERENTIATED SPACE SCHOOL FOR ALL CHILDREN.

The associated differentiated space for customizing learning meets the demand by offering a stimulating place of learning for all children. It can be used to provide individual support, as an area of retreat, to concentrate on the lessons and materials, or for undisturbed conversations - for example with parents.



Our product range of bean bags and floor cushions provides the necessary balance of comfort - because it is well-known that relaxed students learn the best.

PRODUCTS

STUDENTS

7416.031 Chair with footrest PAGHOLZ™

7280 School table with casters

TEACHERS

7940 Pneumatic lift stool

RESTING AREA

5005.001 Folding couch

6710.090 COMBI acoustic partition wall

5030.035 CHILL bean bag Junior

5032.035 CHILL stool Junior



ELEMENTARY SCHOOL LEARNING ROOMS | MUSIC ROOM

Mono-functional use | Instruction/Playing music/Singing | Flexible furniture | Fixed size

ROOM SIZE: 34' 5.38" x 26' 10.83"



MUSIC ROOM A ROOM COMPOSITION FOR EVERY KEY.

Whether it's theoretical music lessons, or simply performing music ... even singing - the flexible furniture makes it easy to quickly change from the frontal setup, to the two-row seating arrangement in a U-shape with benches on the inside.

A special cabinet for instruments on the back side of the room provides custom, secure storage space for valuables.

PRODUCTS

STUDENTS

- 7853 FLEX Z-shape chair
- 1001.303 Rectangular table
- 9445.180 Bench with casters

TEACHERS

- 7873.002 FLEX
pneumatic spring swivel chair
- 7616.097 Barrel-shaped mono-column table,
height-adjustable

SPECIALIZED ROOM

- 4444.011 Cabinet for Orff instruments

The stackable benches with casters make it possible to quickly rearrange the seating. The special cabinet offers custom storage space and protection for instruments.



ELEMENTARY SCHOOL LEARNING ROOMS IN | ART ROOM | ROOM SIZE: 36' 1.07" x 26' 2.96"

Mono-functional use | Instruction/Painting/crafting | Fixed furniture | Fixed size



LIBRARY/READING ROOM | ROOM SIZE: 22' 11.59" x 16' 4.85"

Mono-functional use | Instruction / Reading | Flexible furniture | Fixed size



ART ROOM SPACE FOR ALL KINDS OF IDEAS.

The sturdy rectangular tables with stools are like a blank canvas that invites one to work, with a variety of materials, and with plenty of space. There is plenty of presentation space - with the sliding panel system on the cabinet wall and the picture clamping strip on the wall.

The drying trolleys and the space-saving storage of the drawing cabinets, transform the art room into an art studio.


READING ROOM IN THE REALM OF READING ISLANDS.

Every child will find his or her reading island here - whether comfortably on a lounge cushion, a bean bag or completely concentrated at a table. The book cube invites children to exchange ideas and read together. Mobile bookcases zone the room into different quiet areas, or one could move the small library quickly into adjacent rooms.



PRODUCTS

- STUDENTS**
7984.017 Stool with step
1001.147 Rectangular table
- TEACHERS**
8386.002 PAGHÖLZ®
pneumatic spring swivel chair
7616.097 Barrel-shaped mono-column table,
height-adjustable
8389 PAGHÖLZ® pneumatic spring swivel stool
1001.147 Rectangular table with
2050.140 Screen
- SPECIALIZED ROOM**
1181.006 Drawings cabinet DIN A0
4193 Drying trolley



PRODUCTS

- TABLE GROUP**
PAGHÖLZ® skid base chair 7307
Semicircular S-shape 1019.147
- ZÖNING**
Book trolley 6432.003
Book cube 4009.001
90° shelf cabinet, rounded 4801.921
Shelf cabinet 4490.500



LEARNING ROOMS

Learning is an individual process that works best when students have the ability to coauthor their own learning progress independently. Individual learning formats are becoming more popular. And they create ever-changing challenges for pedagogues and learning rooms alike: pedagogues are supposed to make it possible for every student to work in peace in their own way without losing sight of the overall picture; learning rooms should generally have both multi-functional equipment and specialized areas.

When designing learning rooms, A2S focuses especially on zoning and acoustics. This is to ensure that classical lecture format, group work, partner work, but also silent work, retreat, and relaxation are all possible in the same environment.

 **MONARQUE**





Group work

MULTI-FUNCTION ROOM YOU DON'T NEED A LOT OF SPACE, JUST GOOD IDEAS.

This room concept permits a variety of educational approaches: classic lecture format, collaboration, group and individual work. One could also create secluded retreat and relaxation areas.

The flexible furniture has multiple uses for self-directed and competence-oriented learning.

Acoustic barriers create a disturbance-free work atmosphere, especially for intensive individual work. The limited height allows you to keep an eye on everything even when you are on the other side of the barrier.

The student caddies, either individual or partner caddies, give each student a place to store his/her personal learning materials within the classroom. If needed, combining individual student and teacher caddies into a practical, expandable material cart is quick and easy. In order to underline the idea of mobility and ensure flexibility for all constellations, all walls were given robust, flexible wall board systems. The surfaces are either whiteboard or chalkboard.



Individual work



Partner work




Classic lecture format



The textile-covered, movable acoustic barriers permit the free, discrete zoning of the room. Their height allows you to keep an eye on everything at all times. The personal caddies for students and teachers follow you to every work station and can be linked into entire shelf units if needed.





MULTIFUNCTION ROOM WITH TRIANGULAR TABLES FLEXIBLE FURNITURE ALSO CREATES A FLEXIBLE MIND.

Whether in the classic lecture format, group layout or partner work, our triangular tables adapt to every instructional style. Our tables can be rearranged quickly and easily into many possible configurations, for group work from 2 to 8 students. In addition to our flexible triangular tables, protected IT work stations provide peace and quiet for online instruction and

research. The combination of caddies and acoustic barriers give teachers the freedom to divide the room into zones for differentiated work, without restricting their visibility and sight lines within the classroom. A retreat and relaxation area offers space for small breaks.




The triangular tables, easy to move and combine, are coupled with chairs with light Pagholz® seats and C-shaped frame. The double-sided caddies can be accessed by two students at the same time.





Group work



Classic lecture

Silent/partner work

MULTI-FUNCTION ROOM WITH WAVE-SHAPED TABLES
SMALL CHANGES MAKE ALL THE DIFFERENCE.

This installation variant of the previous learning room demonstrates how changing a few details, like adding organic wave edges to the tables, or altering the colors of the acoustic barriers and lounge furniture, can create a dramatically new atmosphere.

In addition to the flexible work places at the freely combinable wave-shaped tables, there are also fixed IT work stations. Using material caddies and acoustic barriers, it is easy to quickly divide the room into separate zones for differentiated work.

The height-adjustable, single column table with a visual barrier ensures the greatest possible mobility for pedagogues. The ergonomically shaped Flex-Z base provides students the perfect amount of mobility while seated.



COLOR SCHEME

AGE GROUPS, ORDERED BY COLOR.

In this model of multi-age-group learning, different student groups are instructed by two pedagogues in one room based on proficiency levels. The color coding system helps both students and teachers to orient themselves.

Flexible shelves and acoustic barriers allow for the quick and quiet creation of different zones in the room, depending on group size and instruction method. The mobile teacher work places can be pushed into the needed position at any time. The pre-installed separation wall system can quickly divide instructional areas into two separate classrooms when needed.



Group instruction



Flexible quarter circle shelves help structure the room. The attractive footrest stool with simple tool-free, single-handed operation, works great for students of all sizes.



Classic lecture format with separation



Group work



Partner work with separation

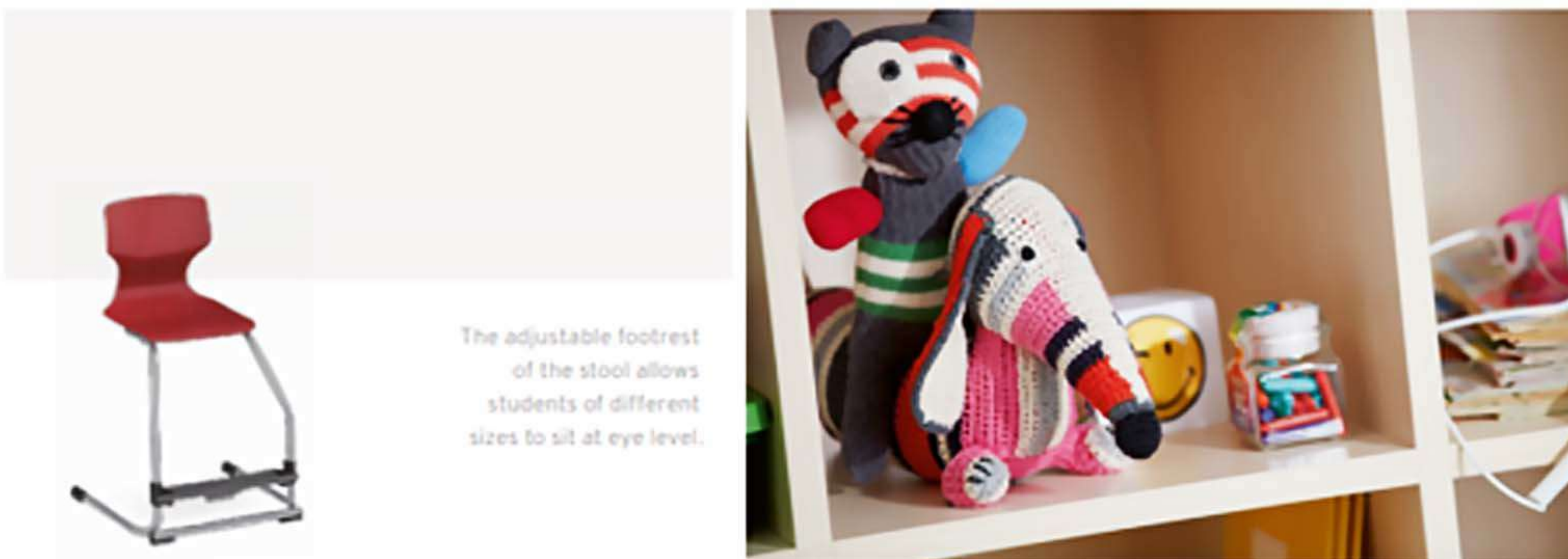




Circle seating



Partner work



The adjustable footrest of the stool allows students of different sizes to sit at eye level.

MULTI-AGE-GROUP LEARNING

ONE ROOM CONCEPT FOR ALL AGE GROUPS.

Current brain and developmental research confirms that the intellectual, psychological, and physical development of children do not run parallel. Even at as early as age 7, clear differences appear. Elementary schools thus not only combine children with different social backgrounds, nationalities, and religions but also with very unequal developmental speeds and other learning-related preconditions, children with and without disabilities.

An elementary school that claims to be a "school for everyone" must therefore develop forms of learning and organization that view diversity as opportunity. Multi-age group learning (IYL) provides an excellent setting to do just that.

Using mobile furniture, the learning room shown here can be easily adjusted, to enable all needs and work forms. Chairs with easily adjustable footrests, allow students of different sizes to sit comfortably, ergonomically, and securely at a uniform height, which helps them keep a better overview of the room. The triangular tables can be configured in numerous arrangements and group constellations.

The adjoining specialized room can be used for focused study of learning materials, or for undisturbed meetings, such as parent-teacher discussions.



Specialized room



Group instruction with specialized areas





THE CLUSTER MODEL EVERYTHING AND EVERYONE UNDER ONE ROOF.

This building section houses several age groups in classrooms, as well as group and specialized areas. At the heart of these clusters are areas designed to serve both as learning spaces and lounge zones, within the center of each floor. Team rooms, sanitary supplies, and storage facilities are well integrated.

The flexible furnishings and the universally usable rail panel system mean that every individual classroom can achieve flexible instruction in the various social forms. The additional large specialized area allow students from different classes to work individually, at the same time.

A team room on every floor serves as a retreat for the pedagogues in order to work with focus or to recharge.



The modular media work stations are equipped with outlets and network plugs. The acoustic back walls can also be used as bulletin boards.





Lounge area



The cabinet system offers several different modules and surfaces, enabling unique design of hallway areas.



Wardrobe



LEARNING WITH FRIENDS.

Learning does not work without friends. A prerequisite to this is a philanthropic attitude that encourages friends to learn together.

HOW DOES LEARNING WORK?

The brain is not a muscle. We can practice and train it as much as we want because we learn by building relationships - with objects and people. Every time we discover something that is important for us, it "gets under our skin" and so-called emotional centers are activated in our brains. They lie in the center of the brain and are connected to all other areas.

WHAT EFFECTS DO FEELINGS HAVE ON LEARNING?

If the emotional centers are stimulated, chaos ensues in the areas that are responsible for regulating the body. This then expresses itself in feelings: The heart begins to race, we break into a sweat, it becomes hard to catch our breath, or we become weak in the knees. These are the somatic markers that occur when something "gets under our skin". And when we find a solution, this chaos becomes order again. This releases neuroplastic neurotransmitters which act like "fertilizer" and stabilize all the networks in the brain that contribute to the solution of the problem. For this reason, we can only learn something permanently when it is emotionally charged, i.e. is fun. Only when the emotional centers are stimulated - for instance when we manage to do something well or we have a "lightbulb moment" - are all the neurotransmitters released that result in plastic remodeling processes in the brain.

SO WHAT SHOULD BE DONE?

We should develop a culture of interaction with each other in which we do not put each other down or treat each other like objects but meet each other as subjects. We can do this by inviting, encouraging, and inspiring others to want to create another even better experience. There are people who not only manage to encourage other people but even inspire them because they enjoy igniting a spark in others. They reawaken the desire in others to open up again, to start something new, to open their eyes. And the wonderful thing about it is that somehow this always seems to work.

„ALL PEOPLE START THEIR LIVES AS DISCOVERERS AND DESIGNERS. THEY SHOULD NOT END UP AS OBJECTS IN THE EDUCATION AND TEACHING METHODS OF OTHERS.“

(Dr. Gerald Hüther, Neurobiologist, Chairman of the Academy for Potential Development)



SELF-LEARNING CENTER

In addition to specialized and multi-function rooms, self-learning centers provide the ideal supplement for deeper self-directed study of the material. Here, students can retreat into a relaxed, homey atmosphere or work together in teams. Different zones for research, communication, or work are characteristic. Libraries and media centers are generally part of a self-learning center for secondary levels I and II. Communication and rest areas should be acoustically separated from each other, without losing the clear structure of the room. In this way, one or two teachers are enough to monitor the classroom. Due to the size of most self-learning centers, they can even be used for smaller events.



 **MONARQUE**



ROOM IN THE ROOM RIGHT IN THE MIDDLE OF IT, AND YET UNDISTURBED.

The unique, eye-catching detail in this room is the large rotundalike structure. Its outer surface acts as a library, providing both shelf space and individual work places, while its interior is acoustically shielded to offer students a protected retreat for reading and relaxing. Due to its size, the inside area can also be used for presentations and discussions of entire learning groups.

Grouped around the rotunda, are places for various work forms, from individual and group work to research. The individual work places have lower acoustic separators, which facilitate focused work free of interruptions. Communication islands, with flexible sitting elements and mobile book carts, invite interactions for smaller or larger groups. With all layouts, there is a full view of the entire room, in addition to the enhanced organization and zoning.



ATRIUM A HEALTHY LEARNING CLIMATE STARTS WITH THE RIGHT ENVIRONMENT.


Many theories exist about how we acquire and absorb new knowledge successfully. Most all of these theories have one thing in common: people like to learn when they feel comfortable and safe. This self-learning center in the atrium can be used as a zone for meeting, communicating, learning, and relaxing.

Between the library and the smaller areas designed for large and small groups, there is a central zone, with comfortable sofas. The high, sound-absorbing backrests encourage students to relax, and also to interact with each other. They do not disrupt the surroundings, while enhancing this room's visual appeal.



Bridge tables provide space for spontaneous large or small group meetings. Media work stations, with integrated electric and network outlets, permit uncomplicated fast online work.





The elements of the flexible wall board system can be shifted, turned, or taken out, and can also be used in a flat orientation for collaboration.



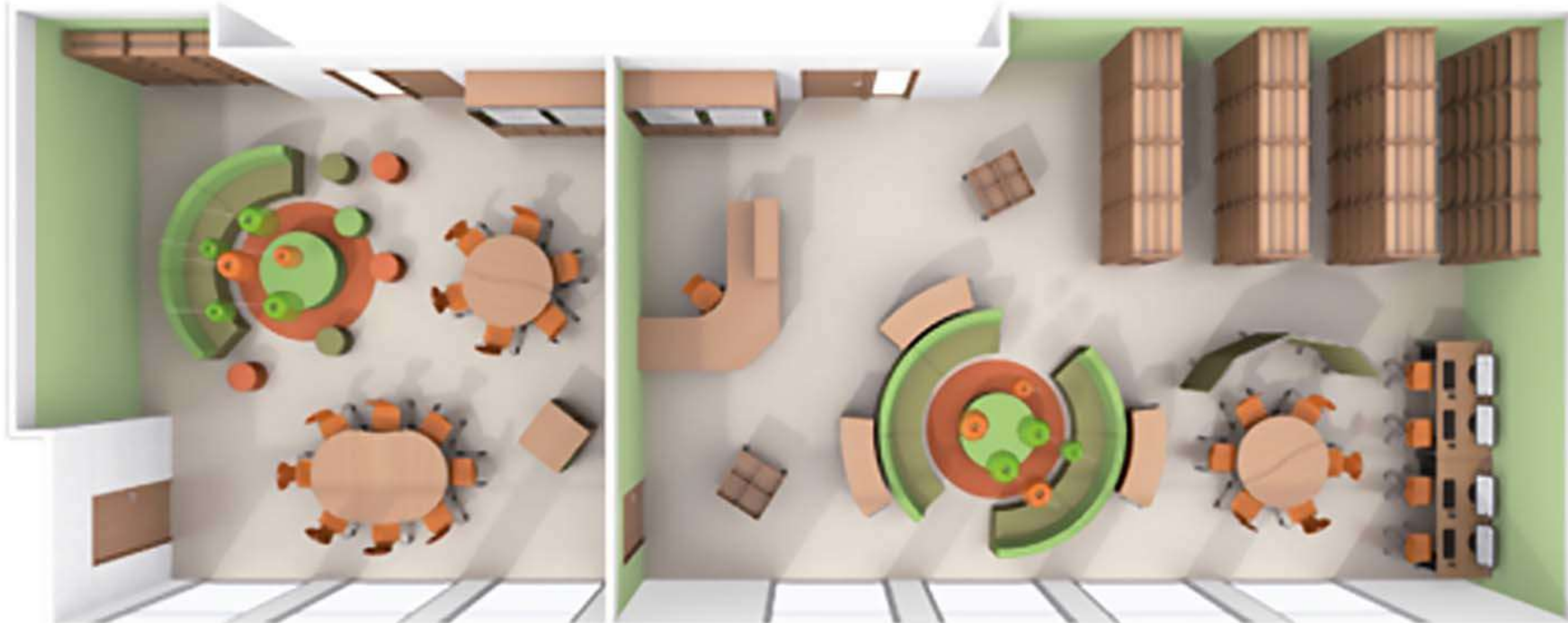
LEARNING LANDSCAPE A LEARNING UNIVERSE WITH A CALM CENTER.

All around the rotunda-like, acoustically-shielded rest area, the library shelves are arranged in a star-shape. One can also find social areas surrounding the rotunda, with IT work stations, communication zones, retreat areas, and group work areas. An interesting feature of this design - the three separate in-depth study rooms, that can be used for group efforts, specialized work, and for meetings with the pedagogues or parents.





REMODELING
**ONE SMALL STEP TO A
 SELF-LEARNING CENTER.**

This former specialized classroom was converted into a self-learning center. The room, which is always used under supervision, contains a library and media center, creating welcoming areas for endless educational possibilities. The second, adjoining room can be used for presentations, as well as separate group discussions.



The book cube with Tidy-boxes is open on all sides and can be used as a mobile island for teaching materials.



INTEGRATION OF TRAFFIC AREAS LEARNING, EVEN IN THE HALLWAYS.

This group room is truly special. By making full use of the hallways, this space expands the learning areas out of the classroom. The challenge is not just to integrate the hallway with an attractive and functional manner, but also to meet the specific fire code regulations for these areas. For example, evacuation routes need to stay open to meet fire safety regulations. With this design, students from different classes are now able to utilize this space in a variety of ways. Students enjoy this area as a central lounge for interactions, and as a protected retreat area for relaxation. It is also a great spot for internet research, group work, or as a gathering point for the morning meeting.



Hallway area with zoning for group- and partner work



Zoning for conference



Zoning for morning circle

Stackable tables and chairs make room for big ideas. The casters on the table feet allow for easy and fast reorganization of this areas, to accommodate any occasion.



CAFETERIA

The cafeteria or dining hall has an important social function beyond merely providing a venue for eating together. In all-day school, especially, it is a place to meet, relax, and recharge. In order to create a sense of comfort in rooms as big as this, acoustics play an important role in the design. Frequently, the cafeteria area is also combined with the lobby and event area and used for extracurricular activities. The cafeteria is correspondingly zoned in different organizational models and supply systems. Depending on how the food or cooking are integrated into the pedagogic concept of the school, open cooking stations for students can also be integrated.

 **MONARQUE**





CAFETERIA
A MEETING POINT FOR EVERY TIME OF THE DAY.

This cafeteria of a school with all-day care is directly connected to a canteen. Two snack counters - with and without staff - ensure short distances and help prevent lines, even during peak times. The inviting atmosphere of the cafeteria is created by the harmonic color palette and the natural materials, such as domestic wood from sustainable forestry. The integrated lounge elements are equipped with hygienic, washable materials that are extremely durable. The generous zoning of the room allows for flexible changes and offers plenty of retreat possibilities. The cafeteria is a popular meeting point not just during the day but also during evening events.



The texture of Pagholz® chair seats is both appealing and extremely durable. The school logo is located on the back side of the backrests.






CAFETERIA & ASSEMBLY HALL DAILY NUTRITION AND EVENING PROGRAM ALL IN ONE.

This large cafeteria can be divided in two, using a built-in retractable wall that creates space for an assembly hall, with a variable-height podium, and stackable auditorium seating. In its secondary use, this cafeteria operates independently and uninterrupted in the separate area. The self-service area next to the service window provides the possibility of enjoying snacks and beverages, even when the cafeteria is closed.

The mobile podium and step elements work seamlessly together to provide a sturdy and safe stage.



TEACHER'S WORK AREAS

The everyday life of pedagogues has changed greatly with the introduction of new learning concepts and all-day care. Many teachers used to do much of their work at home in peace and quiet; now it is done on site in the work place. The teacher's lounge thus has to adapt and create zones for many different needs: whether fixed or flexible work places, meeting islands or separate meeting rooms - from uninterrupted work to conferences, everything must be possible. A tea kitchen or comfortable lounge elements form retreat areas in which to unwind and interact with colleagues in a relaxed setting. Important points for the planning are, for example, centralized or decentralized learning locations, teacher's distance from students, and personalized or non-personalized work places.

 **MONARQUE**





TEACHER'S LOUNGE REDEFINING THE TEACHER'S LOUNGE.

The teacher's lounge meets all essential requirements for a modern teacher's lounge in a cleverly zoned room. In the entry area, directly by the teaching plans, the communicative kitchen corner provides a possibility for everyday interaction. Lounge sofas, which offer a spacious and quiet retreat area, invite the teachers to relax and hang out.

In the center of the room is an open hexagon which houses the teacher lockers and wardrobe on its outside. On the inside, there is a sound-proof retreat zone for undisturbed work or brief meetings.

The individual work places are located in the honeycomb-shaped, modular COMBI system. Its sound-absorbing separating walls offer the possibility to use the room very individually and give each teacher optimal privacy. The personal teacher caddies support a flexible pool formation for these work places.



The mobile caddies can be locked to give teachers the ability to store their personal items.



TEACHER'S LOUNGE WITH MEETING ROOM
**PROFESSIONAL AND PERSONAL -
 LINKED AND SEPARATE.**


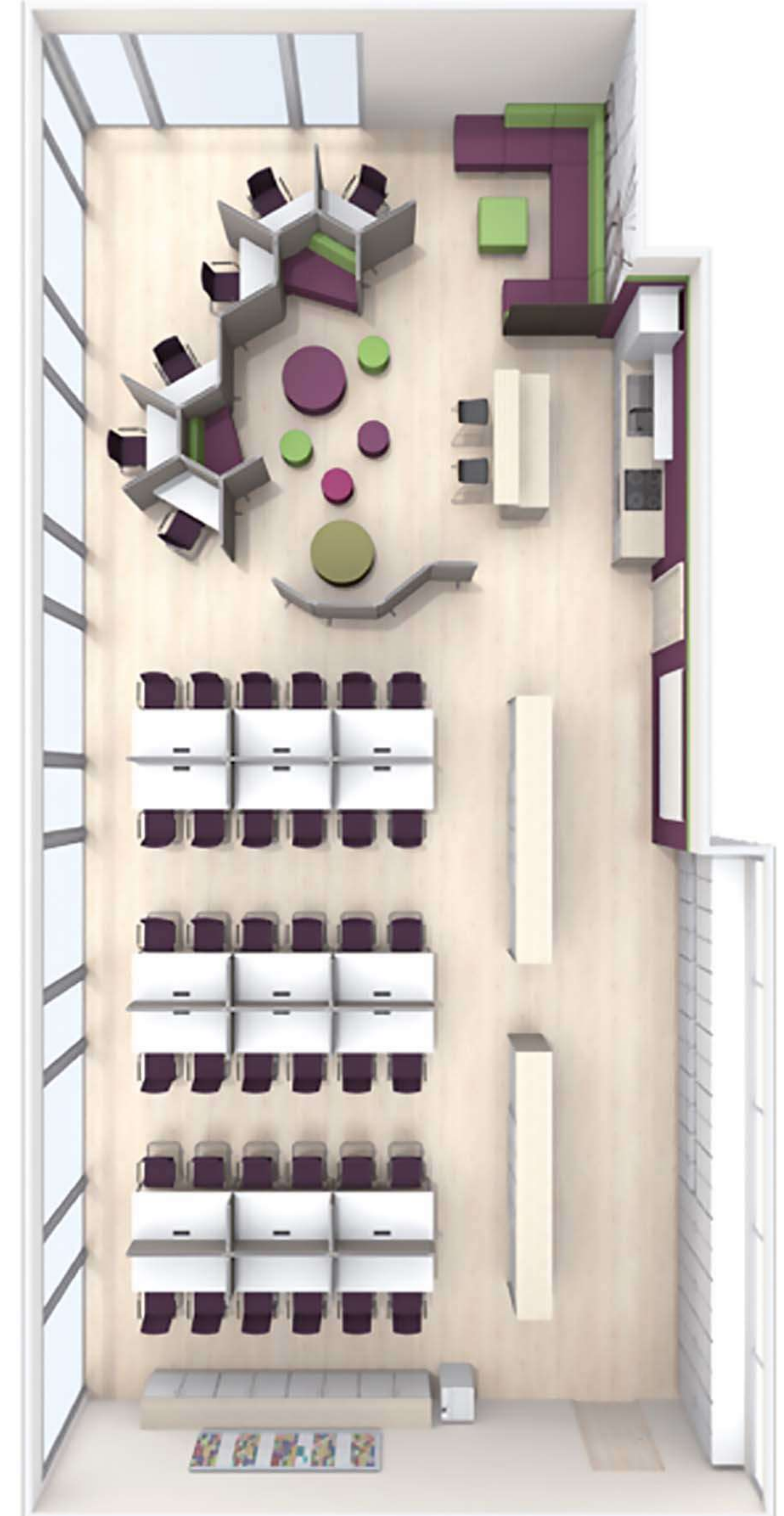
This concept gives pedagogues everything they need, both for communicative interaction and for work. Sound-absorbing walls not only divide the room into several small groups but also absorb the noises in the room. The generous lounge and kitchen area close to the entrance welcomes newcomers and splits the room into communication and work areas. An additional, separate meeting room provides the fitting framework for small meetings, presentations, and conferences in a protected space.



LARGE TEACHER'S LOUNGE
TRUE GREATNESS LIES IN THE LAYOUT.

Clear structure and zoning is necessary due to the enormous size of this room. It houses the work places for 42 pedagogues. Acoustic barriers and half-height cabinets separate work spaces from traffic zones and communication areas.

A comfortable communal area for interaction, protected individual work places for concentrated work, and flexible retreat areas in which to study individual topics in depth ensure that everyone can find the right place for his/her current needs.



The shape of the comfortable upholstered furniture compliments the honeycomb structure of the separating walls. Combined, they create inviting protected areas for retreat.





TEAM ROOM ALL TOGETHER AND TO EACH THEIR OWN.

The generous, open design of this team room, designed for 10 pedagogues and 4 special pedagogues, offer many possibilities for focused work, by isolating the teachers from their colleagues. The individual work areas are protected by half-height acoustic separating walls. The walls of the meeting room are made of glass, and the lounge area is separated by a semi-transparent divider. All work places are equipped with electrical outlets. For this reason, separate IT work stations were not needed. Pharmacy cabinets, with vertical drawers, offer plenty of storage.



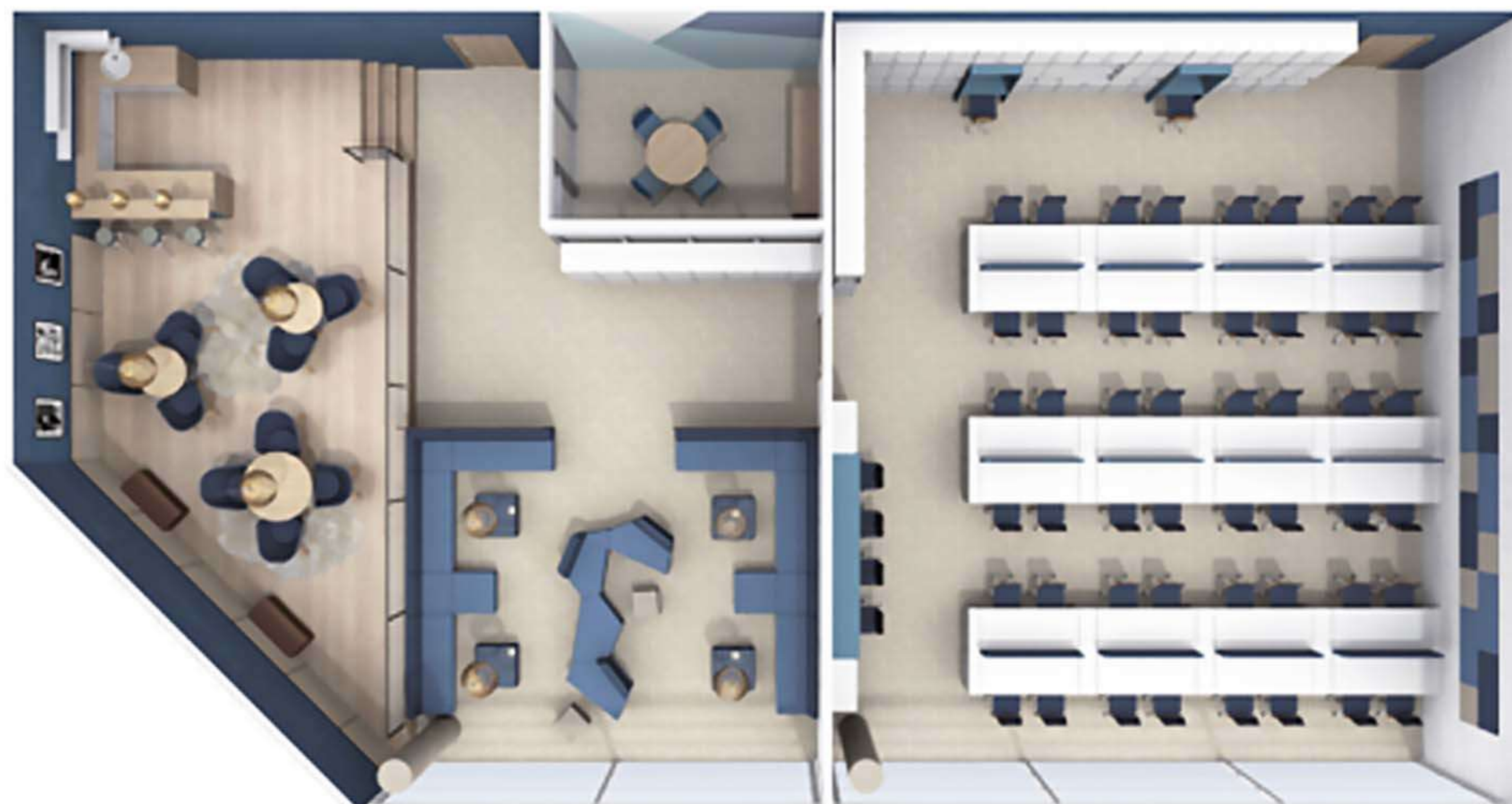
The vertical pharmacy cabinets at the work places enhance organization, and save one from having to dig through drawers.



TRIPLE TEACHER'S LOUNGE NOT JUST A TEACHER'S LOUNGE - A TEACHER'S SUITE.

Although all faculty requirements can cleverly fit into a single room, this isn't our only design option. This interior design concept includes three rooms connected to each other for the different teacher areas.

The snack area, which looks like a café, invites you to withdraw completely from the work area during breaks. The generous lounge area also permits moments of relaxation without having to think of the schedule. A separate, protected room permits undisturbed, smaller meetings, such as parent-teacher conferences. The work area is zoned and equipped to permit focused work everywhere despite the high density of the work places.



PRODUCTS AND MATERIALS

Every day poses new challenges for the functionality and durability of furniture in the educational field. For more than 80 years we have been working on ideas for high-quality educational furniture which will brighten lives for a long time. We have developed new materials, innovative production methods, and intelligently detailed solutions which have made learning/teaching more comfortable and safer. We are quite proud of our accomplishments. An overview of the products selected for this publication will now be listed on the following pages.

 **MONARQUE**



SITTING



FLEX-Z

- » Ergonomic plastic seat from robust polypropylene in 7 attractive colors
- » The shape additionally supports reverse sitting, saddle sitting, and relaxed sitting
- » Channel for ventilation and spine relief
- » Three-dimensional sitting with Z-frame
- » Floorsafe® floor-protectors save the floor by keeping the metal glider off surfaces.



FOOTREST STOOL

- » Stool developed specifically for instruction at eye level
- » Footrest from solid plastic
- » Tool-free one-handed operation of footrest
- » Tilt protection in the front area of the chair
- » Can be combined with Flex-plastic shell or Pagholz® shell



LINKABLE STACKING CHAIRS

- » Solid beech multiplex shell, environmentally friendly paint
- » Optional seat with durable, colorful CPL coating
- » With optional seat and backrest cushion
- » Also stackable with cushions due to stacking grooves
- » Linkage for chair rows



CUSHIONED FURNITURE

- » Modern design
- » Free combination of individual modules possible
- » High backrests function as space dividers and offer sound-protection
- » Large selection of tough, low-maintenance covers
- » Optional textiles in BT quality

WRITING



S-SHAPE TABLES

- » Modern and unusual tabletop
- » Solid welded frame
- » Frame sizes for all age groups
- » Floor protection with level compensation
- » Optional casters



TRIANGULAR TABLES

- » Ideal table for group work with 2 - 8 people
- » Solid welded frame
- » Frame sizes for all age groups
- » Floor protection with level compensation, optional casters
- » Optional ASSODUR® desktop, specifically designed for everyday school life



STACKABLE TABLES

- » Tables easy to stack from front due to special frame construction
- » Can be placed together seamlessly
- » Optional ASSODUR®, Woodmark, or Woodplac tabletops, specifically designed for everyday school life
- » Frame sizes for all age groups
- » Floor protection with level compensation, optional with 2 casters



FOLDING TABLE

- » Easy to fold and easy to stack due to hard rubber buffer
- » Available with appropriate stacking cart
- » Tabletop with multi-layer melamine resin coating, thus scratch- and impact-resistant as well as glare-free
- » Optional with ASSODUR® edge
- » Optional with recessed solid wood apron (covers folding mechanism)



WORKING



BRIDGE TABLES

- Combination of table and bench with side panels
- Available in different heights and widths
- For tables in standing height with pipe as foot rest
- Especially robust construction
- Benches also with optional cushioning

MEDIA CENTERS

- Can be placed freely in the room
- Integrated electrical and network outlets
- Hidden cable ducts
- Modern construction with side panels
- Two work places in standing height

ZONING AND STORAGE



COMBI

- Acoustic partition wall system for zoning work areas and separating individual work places
- Special construction of walls reduces noise impact in room due to sound dampening
- Foldable feet
- Linking system to connect walls to each other
- Integration of electrical outlets possible


CADDY

- Multi-functional use as storage space room at table, space divider, or small counter
- Different versions: caddy open on one side or open on both sides and lockable caddy
- Optional whiteboard surfaces on sides
- Sound-absorbing back wall contributes to the minimization of noise
- Linking system to connect several caddies, for example into one material cabinet



MEDIA WORK STATIONS

- Modular design
- Electrical and network outlets possible
- Back wall can be used as a bulletin board
- Large storage compartment in top area
- Table heights adjustable for ISO sizes 4-7



SLIDING CHALKBOARDS

- Light chalkboard elements, removable from rails
- Ideal for group work on site and later presentation of results
- Chalkboard can be placed flat on tables
- Edge protection with elastic ASSODUR® edge
- For mounting on wall or integrated in cabinet walls



PHARMACY CABINETS

- Vertical container with lots of storage space
- Visual protection for more privacy
- Also suitable for use as counter for brief standing meetings in work place
- Full extension on easy-run rollers
- Variants with Tidy-boxes



HALLWAY CABINETS

- Modular design
- Integration of seating niches without blocking escape routes
- Perfect use of space by use of top-mounted cabinets
- Large selection of interior equipment
- Optionally made from B1 board material

ALL-DAY SCHOOL

In full-day schools, learning is the focus - but it is not limited to the instruction alone. After the school program in the morning, there is also a care in the afternoon. A hot lunch, supervision while learning and homework, as well as active free time, are all part of this model.

In the different action rooms, motor and cognitive skills are strengthened, and the development of creativity and social skills is promoted.

In its diversity, the all-day school concept in particular demands individual furnishing concepts.

 MONARQUE



ALL-DAY SCHOOL | LEARNING ROOM WITH AFTERNOON CARE

Multi-functional use | Instruction/Seating circle/Lunch/Snack/Rest/Homework/Reading/Playing/Crafting | Flexible furniture | Learning at eye level

ROOM SIZE: 29' 6.33" x 22' 11.59"



ALL-DAY CARE FOR LONG DAYS WITHOUT BEING BORED.

In addition to traditional instruction, exercise and resting phases, eating and learning time as well as play and free time are integrated into the school day of all-day care. Since all of these phases occur in the same room, this requires flexible furniture that can quickly and easily redesign the learning room at any time.

The partition elements, which can be moved by the staff, divide a large room into two classrooms in the morning, arranged for group work, and a seating circle. After the room opens up in the afternoon, the mobile and stackable tables and benches can be used to transform the room for free time.

Whether for playing, painting, researching on the PC, or simply resting on the upholstered furniture – the right environment can be created for every need. An integrated kitchenette makes it possible to serve fresh, healthy food and drinks in the afternoon.

PRODUCTS

STUDENTS

7416.031 Chair with footrest PACHOLZ®

7280 School table with casters

9445.180 Bench with casters

TEACHERS

8385.002 PACHOLZ®

pneumatic spring swivel chair

7268 Teacher's desk with casters

4130.506 Teacher CHANGE caddy

RESTING AREA

5005.001 Folding couch

5030.035 CHILL bean bag Junior

5031.001 CHILL lounge cushion

5032.035 CHILL stool Junior

4130.503 CHANGE mobile cabinet w. Tidy Boxes



Instruction



Afternoon care



ALL-DAY SCHOOL | LEARNING ROOM WITH AFTERNOON CARE

Multi-functional use | Instruction/Seating circle/Snack/Rest/Homework/Reading/Playing/Crafting | Flexible furniture | Fixed size

ALL-DAY CARE THREE CORNERS FOR MORE MOBILITY.

With our stackable triangular tables, this learning room can be converted from the morning circle, to group work, to the relaxed afternoon situation, in no time. Cabinet walls with additional add-on cabinets utilize the entire room height, offering plenty of storage space. A mobile beverage cart also ensures that the afternoon snack is always within reach.

The height-adjustable mono-column table with mobile caddy gives educators a good overview with maximum freedom of movement. The elements of the sliding panel system can easily be removed and used horizontally for work on the table.



PRODUCTS

STUDENTS

7811 PAGHOLZ® Chair C-shape

1003.118 Triangular table with casters

TEACHERS

8385.002 PAGHOLZ®

pneumatic spring swivel chair

7620.138 Elliptical mono-column table, height-adjustable

4130.506 Teacher CHANGE caddy

PC WORKSTATION

7984.017 Stool with step

4750.600 Media workstation



ROOM SIZE: 29' 6.33" x 21' 3.9"



Seating circle



Group work



Afternoon care



ALL-DAY SCHOOL | MULTI-FUNCTION ROOM

ROOM SIZE: 26' 2.96" x 36' 1.07"

Multi-functional use | Snack/Rest/Homework/Reading/Playing/Crafting | Flexible furniture | Learning at eye level



MULTI-FUNCTIONAL ROOM GETS THE DAY MOVING.

The flowing lines of the S-shape tables and mobile quarter-circle shelving combinations offer an inspiring play area for afternoon care, and clearly set themselves apart from the design of other learning rooms.

Partition walls and shelves zone the room so that protected areas are created for all needs: for homework, for playing or for crafting.

The seating niche integrated in the cabinet wall and the cozy resting zone with bean bags, offer retreat areas for reading or resting.

Various wall unit combinations and shelves create plenty of storage space for games, books and crafting material.

PRODUCTS

STUDENTS

- 7416.035 Chair with footrest FLEX
- 1016.147 Rectangular table S-shape with casters
- 1018.147 Trapezoidal table S-shape with casters

TEACHERS

- 7940 Pneumatic lift stool

ZONING/MOBILE STORAGE SPACE

- 6710.070/6710.090 COMBI Acoustic partition wall, mobile
- 4130.505 Student CHANGE Caddy
- 4801.921 90° shelf cabinet, rounded
- 4004.820 shelf cabinet
- 4129.822 shelf cabinet with Tidy Boxes



THE FOOTREST CHAIR BRINGS EVERYONE TO ONE TABLE.

The footrest chair is ideal for afternoon care, which often lasts for several years for students. Its height-adjustable footrest allows larger students to sit at the same height by using a tool-free, simple one-hand operation - for learning at eye level.

- Sitting together at a uniform table size with a working height of 2' 5.92"
- The footrest height can be adjusted easily and without tools with just one hand
- No tilting or removing the footrest
- The footrest is resistant to dirt and moisture from shoes
- Stable base and safe to get on the chair
- Up to 3 chairs can be stacked to tidy up



ALL-DAY SCHOOL | HOMEWORK ROOM

Mono-functional use | Homework/Rest | Flexible furniture | Learning at eye level



The fabric-covered, mobile acoustic partition walls at 4' 7.9" tall allow for quiet working without impairing the overview of the room.

ROOM SIZE: 26' 2.96" x 21' 3.9"



HOMEWORK ROOM

DO YOUR HOMEWORK LIKE YOU'RE AT HOME.

By zoning rooms into different areas, COMBI acoustic partition walls offer workplaces with quiet atmospheres, so students can do their work in undisturbed peace. Teachers can easily move from one place to another using the lightweight pneumatic lift stool, while helping each student individually. A separate relaxation area with bean bags create a welcome retreat, all within sight of the educators and staff.



PRODUCTS

STUDENTS

7416.031 Chair with footrest PAGHOLZ®

7280 School table with casters

TEACHERS

7940 Pneumatic lift stool

ZONING

6710.070/6710.090

COMBI acoustic partition wall

COMBI

LEAVES THE BACKGROUND NOISE OUTSIDE.



- Simple and versatile system for all types of work
- Acoustic effectiveness beyond the aspect of pure room separation
- Flexible zoning and design of rooms, and inviting resting areas
- The height of the walls will not restrict the overview of the room.
- Easy to transport and repair



Triangular table
1003.118 3' 8.49" x 2' 7.5"



Trapezoidal table
1004.147 4' 7.32" x 2' 3.56"



Class table
7210 2' 3.56" x 7' 9.65"



Group table
1001.088 2' 7.5" x 2' 7.5"



Group table
1001.077 2' 3.56" x 2' 3.56"

ALL-DAY SCHOOL | PLAY AND BUILD ROOM

Mono-functional use | Playing | Fixed furniture | Fixed size

ROOM SIZE: 31' 2.01" x 16' 8.78"



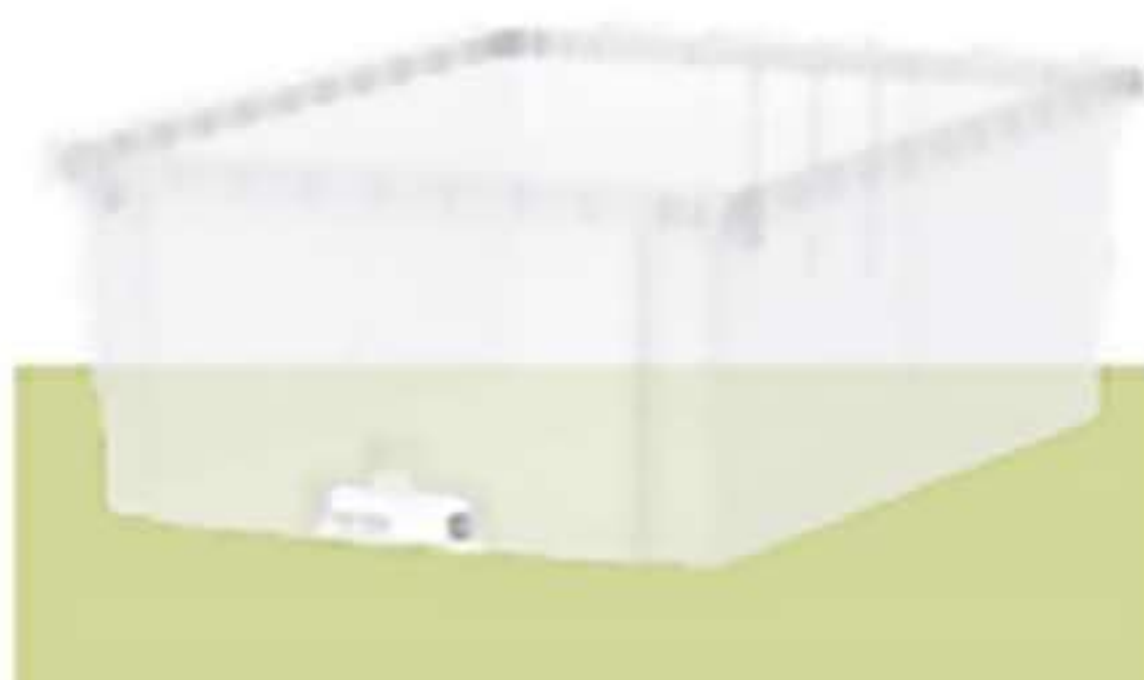
PLAY AND BUILD ROOM CREATIVITY AND ORDER CAN GO TOGETHER.

A playful and creative balance in class is important, especially during long school days. One also needs order in the spaces where students play and work creatively. So it's perfect when the furnishings can help to make tidying up easier, allowing more time for more fun.

The Tidy Box cabinets offer plenty of storage space for small items, like building blocks and supplies. What's more, Tidy Boxes can zone rooms into areas for play, alone or in groups. The sideboards on the walls can be used for storage, or even as exhibition areas.



The ergonomic plastic chair FLEX with Z-frame offers maximum movement, and prevents fatigue when sitting for long periods of time.



Tidy Boxes bring order to everyday school life - not just for toys. They are suitable as personal cubicles for students to learn organization and responsibility.



PRODUCTS

TABLE GROUP

FLEX Chair Z-shape 7853

Semicircular S-shape 1019.147

ZONING / STORAGE ROOM

Cabinet with Tidy Boxes 4129.822/4129.622

Shelf cabinet with Tidy Boxes 4020.820

Stool BLOC 9358.069/9358.096



ALL-DAY SCHOOL | HALLWAY

Mono-functional use | Wardrobe/Seats | Fixed furniture | Defined design

HALL FURNITURE SYSTEM

THERE IS PLENTY OF SPACE IN THE HALLWAY - FOR IDEAS TOO.

The modular hall furniture system can be individually adjusted and combined to meet the structural conditions. It combines plenty of storage space, with a large variety of freely-configurable basic elements and colors.

The integrated seating niches create small meeting places for cozy breaks without having to adjust escape routes. The cabinet system also ensures safety in the hallways, because it meets the fire protection regulations and is certified as per DIN 4201 B1.

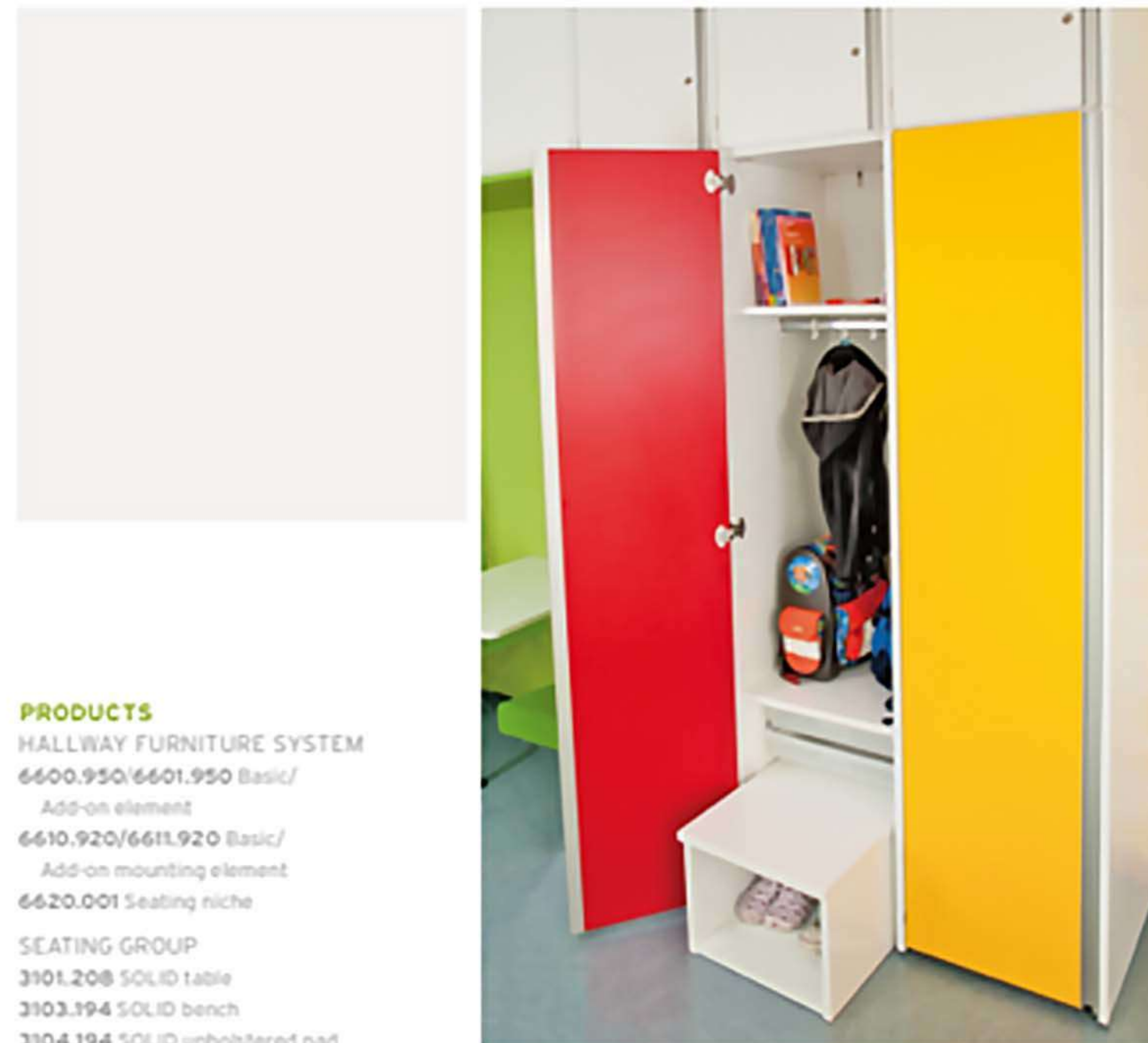
Seating groups made of SOLID tables and benches offer additional places to hang out and work in the hallway area outside of the classroom.



HALLWAY CABINET SYSTEM FACTS

- flexible for various rooms and budgets
- base material as per B1 and therefore flame-retardant
- in 2 different widths for 1 or 2 students
- Tidy Boxes, which also fit under A2S tables
- pull-out stool that provides non-slip stability
- stable clothes rail for jackets
- cabinet-high handle strip, keeps the escape route clear and can be easily reached from any height
- expandable add-on cabinet with plenty of storage space
- height-adjustable base to protect against moisture
- all cabinets can be locked if desired

You can find additional information about this in our hallway furniture folder and in our product catalog.



PRODUCTS

HALLWAY FURNITURE SYSTEM

6600.950/6601.950 Basic/

Add-on element

6610.920/6611.920 Basic/

Add-on mounting element

6620.001 Seating niche

SEATING GROUP

3101.208 SOLID table

3103.194 SOLID bench

3104.194 SOLID upholstered pad

Floor-mounted SOLID tables and benches allow for additional project work with partners or in groups, outside the classroom, see furnishing example page 20



ALL-DAY SCHOOL | WARDROBE

Mono-functional use | Wardrobe | Fixed and mobile furniture | Defined design



The adjoining wardrobe ensures more order in the learning room. See furnishing example page 22.



The fixed schoolbag rack is combined with a wall-mounted coat rack. See furnishing example on page 34.

The mobile schoolbag racks can not only be used in the hallway, but also in the classroom, e.g. as a room divider. See furnishing example on page 24.

INTEGRATED WARDROBE JACKETS, BAGS AND SHOES DON'T HAVE TO STAY OUTSIDE.

These examples show classrooms with an integrated wardrobe. Clothing hooks and Tidy Boxes provide necessary order for schoolbags, jackets and shoes. To supplement the wardrobe shelves, we recommend benches for taking shoes off and putting them back on, which can also be used for the morning seating circle. All of the products shown are also suitable for use in the hallway area, depending on the specifications.



PRODUCTS

CAFETERIA

9421 Wall-mounted coat rack

4031.420 Fixed schoolbag rack

HALLWAY

4031.420 Mobile schoolbag rack

LEARNING ROOM

4032.641 Locker with hooks, fixed

9459.004 Solid wood bench



ALL-DAY SCHOOL | CAFETERIA

Mono-functional use | Lunch | Fixed furniture | Fixed size

ROOM SIZE: 32' 9.7" x 2' 3.9"



CAFETERIA EATING TOGETHER STRENGTHENS THE SENSE OF TOGETHERNESS.

When children eat together, they boisterously tell stories and laugh. All the while, they are learning table manners and how to treat each other with respect.

In this furnishing example, round tables with FLEX-Z plastic chairs create a relaxed seating arrangement. The SOLID tables with upholstered benches also offer space for lots of students without specifying an exact arrangement.

A wardrobe area with schoolbag racks ensures that everyone can carry their lunch to their seat without tripping.

The food dispensing counter with an open shelf for flatware, glasses and drinks was lowered to a suitable height for children.



"EATING TOGETHER STABILIZES ONE'S OWN SOCIAL NETWORK AND IS VERY IMPORTANT TO THE SOCIAL EMBEDDING OF A PERSON."

(Prof. Thomas Ellrott,
Head of the Institute of Nutritional Psychology at the University of Göttingen)

TEACHER AREAS/ ADMINISTRATION

When it comes to new learning concepts, and especially all-day care, the everyday life of educators has dramatically changed. Those used to working at home in peace, now find themselves having to work at school as well. So the teacher's lounge must be adaptable, to create zones for lots of different needs: Whether set workstations, or workstations in a pool that can be allocated, meeting islands or separate meeting rooms - it should all be possible, from undisturbed work, to conferences.

However, kitchenettes or lounge elements, for example, create cozy retreat areas for turning it all off or having casual conversations - not just for educators, but also for school management and secretary office staff.

 **MONARQUE**



TEACHER AREAS/ADMINISTRATION | TEACHER'S LOUNGE

Working | Communication | Meeting/Conference | Break/Rest



ROOM SIZE: 65' 7.39" x 33' 5.57"



TEACHER'S LOUNGE TEACHERS NEED A MOTIVATING ENVIRONMENT TOO.

The furnishings in this spacious teacher's lounge clearly structures it into unique communication, work, and meeting areas, for every occasion. Upholstered furniture invites one to have small discussions in a relaxed atmosphere. Adjoined partition walls create protected individual workstations so one can work focused, and in peace.

The open workstations on the rectangular tables are ideal for small group meetings and can be pushed together to create a large meeting table for conferences. The kitchen area with a counter and SOLID tables is a meeting point for casual conversations with colleagues.



- 1 The open kitchen with counter creates a communicative atmosphere.
- 2 In the mailbox cabinet, each teacher has their own personal open and lockable compartments.
- 3 The rectangular work tables can be pushed together to form a large conference table.
- 4 The islands made of COMBI partition walls and MAZE upholstered elements allow for small meetings and concentrated work at the same time.
- 5 The locker makes sure chair backs remain clear and create a tidy overall impression.

PRODUCTS

WORK/MEETING

7414 WAVE cantilever chair
1001.188 Rectangular table

INDIVIDUAL WORKPLACE

9335 WAVE office swivel chair
1004.147 Trapezoidal table
6710.070/6710.090

COMBI acoustic partition wall

LOUNGE AREA

9387.147/9387.002
MAZE upholstery series
9359.090/9359.045 CYLINDA stool

WARDROBE

4419.850 Open locker
6620.002 Seating niche



TEACHER AREAS/ADMINISTRATION | TEACHER/TEAM OFFICE | 18' 0.53" x 13' 1.48"

Work | Communication | Rest



TEACHER/TEAM OFFICE FOR SOME CONCENTRATION IN BETWEEN.

Whether preparing or doing follow-up work for teachers, teaching means more than just 45 minutes in the classroom. You will find the right framework here for all of this work. Electrically height-adjustable tables allow for varied working while sitting and standing, which keeps the body and mind awake and focused longer.

The pharmacist's cabinet between the workstations offer plenty of storage space, with added privacy. The comfortable lounge sofa invites you to take small relaxing breaks.

PRODUCTS

WORKING

9335.WAVE office swivel chair
5580.348 OFFICE table
electrically height-adjustable
9133.080 Pharmacist pull-out


REST

9396.168 upholstered element Comfort Hi
9386.001 Laptop table
9358.042 BLOC stool



MEETING/TEAM ROOM | ROOM SIZE: 19' 8.22" x 12' 5.6"


Meeting | Communication | Rest



MEETING / TEAM ROOM FOR SOME INSPIRATION NOW AND AGAIN.

You need a breather from time to time if you spend the whole day in a lively environment with children. This small meeting room leaves the everyday school life outside. Comfortable, upholstered furniture in natural colors, create a pleasant atmosphere for team meetings, smaller conferences, presentations or parent-teacher meetings.

You will find an overview of our fabric and material selection at the end of this brochure.



PRODUCTS

MEETING

WAVE cantilever chair 7424
Circular table 2006.320

LOUNGE AREA

9384.070/9384.301R
DOMINO upholstered series
CYLINDA stool 9359.045
CYLINDA table 2006.000



TEACHER AREAS/ADMINISTRATION | OFFICE FOR SCHOOL MANAGEMENT | ROOM SIZE: 21' 3.9" x 19' 8.22"

Working | Meetings | Rest



SECRETARY'S OFFICE | ROOM SIZE: 20' 4.09" x 17' 0.72"

Working | Reception



OFFICE FOR SCHOOL MANAGEMENT A WARM WELCOME.

A visit to the office is often a bit exciting. But once you have entered this room, you are instantly in a state of relaxation. The personal touch and the homey character create a welcoming and trusting atmosphere.

SECRETARY'S OFFICE WHERE ALL THREADS RUN TOGETHER.

Those who need to be accessible from all sides, often need a space that allows some separation and concentrated work. The reception counter prevents visitor access, and a small, discreet waiting area in the wall niche are just two of the features that help here.



PRODUCTS

WORKING

- 9322.002 COMFORT swivel chair
- 5585.249 L-shape desk
- 9232.800 Handle-free filing cabinet on casters

MEETING

- 9265.002 COMFORT cantilever chair
- 2007.240 Elliptical meeting table

LOUNGE AREA

- 9394.144/9394.212 Upholstered series COMFORT LO
- 2006.000 Circular table



PRODUCTS

WORKING

- WAVE office swivel chair 9335
- Desk L-shape 5585.249
- Filing cabinet on casters 9232.800

COUNTER

- Hanging filing system cabinet 4161.620
- Roller shutter cabinet 4531.920
- Tabletop shelf 4124.500
- Custom-made cover panel

WAITING AREA

- 1-door cabinet 4402.450
- Tabletop shelf 4121.410/4121.810
- Seating niche 6620.002



PRODUCTS AND MATERIALS

In the education environment, furniture must be both exceptionally-functional and durable. For over 80 years, we have been designing, improving, and manufacturing high quality educational furniture, that can be enjoyed for a very long time. We have developed new materials, innovated production methods, and provided intelligent, detailed solutions, all to make learning and teaching more comfortable and safer.

And we've done this with all modesty - and we're a little proud of that. We will present a part of our product range to you on the following pages once again in an overview.

 **MONARQUE**



SEATS STUDENTS



Chair with footrest PAGHÖLZ® | Chair with footrest FLEX

- For all tables in size 6
- Learning at eye level
- Use: Elementary school, across age groups Learning, Learning room, Afternoon care

WOODPLAC® chair

- MULTIPLEX/WOODPLAC®
- 3-way height adjustable
- matching table: 7750 school table 3-way height adjustable
- Use: Learning room

Solid wood chair

- matching table: 7010/7030 solid wood table
- Use: Learning room



Flex Z-shape

- Use: Learning room, Specialized room, Meeting room

PAGHÖLZ® skid base chair

- PAGHÖLZ® 72-series
- Use: Learning room, Specialized room, Meeting room

PAGHÖLZ® chair C-shape

- PAGHÖLZ® 78er-series
- Use: Learning room, Specialized room, Meeting room

Stool with steps

- for all tables in size 6
- Use: Specialized room



Stacking bench with casters

- Use: Learning room, Afternoon care

Solid wood bench

- Use: Learning room

SOLID table and bench

- with 3104.194 SOLID upholstered pad
- Use: Cafeteria, Hallway

TEACHER



WOODPLAC® Pneumatic spring swivel chair

- optionally with casters
- Use: Learning room

PAGHÖLZ® Pneumatic spring swivel chair


- optionally with casters
- PAGHÖLZ® 78-series
- Use: Learning room

PAGHÖLZ® Pneumatic spring swivel chair

- optionally with casters
- PAGHÖLZ® 72-series
- Use: Learning room

FLEX Pneumatic spring swivel chair

- optionally with casters
- Use: Learning room, Teacher workplace, Administration area, Meeting room



COMFORT swivel chair

- COMFORT series
- Use: Administration area

WAVE office swivel chair

- WAVE series
- Use: Teacher workstation, Administration area, Meeting room

WAVE cantilever chair

- WAVE series
- Use: Teacher workstation, Meeting room

COMFORT cantilever chair

- COMFORT series
- Use: Meeting room



Pneumatic lift stool

- Use: Learning room, Teacher workstation, Administration area, Meeting room

Turning spindle stool

- Use: Lounge area, cafeteria, Administration area

PAGHÖLZ® Pneumatic spring swivel stool

- optionally with casters
- Use: Learning room



WRITING STUDENTS



- 7010**
Wooden skid table 1-seat
 - matching chair: 7000 solid wood chair
 - Use: Learning room
- 7750**
School table 1-seat
 - 3-way height adjustable
 - matching chair: 7130 WOODPLAC® chair
 - 3-way height adjustable
 - Use: Learning room
- 7280**
4-leg school table 1-seat
 - optionally with casters
 - stackable
 - Use: Learning room, Afternoon care
- 1003.118**
90° triangular table
 - optionally with casters
 - Use: Learning room, Afternoon care



- 4130.505**
Student CHANGE Caddy
 - mobile storage space right at the school table
 - 4130.505 one side open | 4130.507 both sides open
 - Use: Learning room, Afternoon care
- 4130.507**
Student CHANGE Caddy
- 1810.168**
Computer table
 - with sliding tabletop
 - Use: PC workstation
- 4750.600**
Media workstation
 - integrated in the wall unit
 - Use: PC workstation



- 1016.147 Rectangle**
1018.147 Trapezoid
1019.147 Semicircle
1000-series 5-shape Group tables
 - optionally with casters
 - Use: Learning room, Afternoon care
- 1001.147 Rectangle**
1004.147 Trapezoid
1005.147 Semicircle
1000-series Group tables
 - optionally with casters
 - Use: Learning room, Afternoon care, Administration, Meeting

TEACHER/ADMINISTRATION



- 7523.901**
Teacher's desk C-shape
 - with shelf and lockable lower cabinet
 - Use: Learning room
- 7057.901**
4-legged teacher's desk
 - with shelf and lockable lower cabinet
 - Use: Learning room
- 7268**
4-legged teacher's desk
 - with casters
 - with lockable lower cabinet
 - Use: Learning room
- 4130.506**
Teacher CHANGE Caddy
 - mobile storage space on the teacher's desk
 - lockable
 - Use: Learning room



- 7616.097**
Barrel-shaped mono-column table
 - height-adjustable
 - Use: Learning room, Meeting
- 7620.138**
Oval mono-column table
 - height-adjustable
 - with perforated sheet metal screen
 - Use: Learning room, Meeting
- 2007.240**
Elliptical table
 - Use: Meeting
- 2006.120**
Circular table
 - Use: Meeting



- 5580.148**
Office table
 - electrically height-adjustable
 - Use: Administration, Teacher workstation
- 5585.249**
Desk L-shape
 - electrically height-adjustable
 - Use: Administration, Teacher workstation
- 9133.080 | 9134.080**
Pharmacist's cabinet
 - pull-out left or right
 - storage space right at the workplace
 - Use: Administration, Teacher workstation



STORAGE SPACE



4801.921

Quadrant shelf

= mobile



4004.820

Shelf cabinet

= fixed, optionally mobile



4490.500



4425.150

Segmented arched shelf

= mobile



4444.011 | 4444.012

Cabinet for Orff instruments

= 5 FH
= Use: Music room



1181.006

Drawings cabinet DIN A0

= Use: Art room



4193

Drying cart

= with casters
= Use: Art room



4129.622

Property cabinet with Tidy Boxes

= 2 FH
= fixed, optionally mobile



4129.822




4128.621



4020.820

EXAMPLE OF MOBILE COMBINATION OPTIONS



6432.003

Book trolley

= mobile



4009.001

Book cube

= mobile



4031.420

Schoolbag rack

= fixed, optionally mobile with handles



4130.503

CHANGE cabinet

= mobile
= with 12 Tidy Boxes

EXAMPLE OF FIXED COMBINATION OPTIONS



BOARDS



6850205

Pylon folding sliding board

- wall-mounted
- 5 writing surfaces in steel enamel green
- Surface: 3' 3.37" x 3' 3.37" | 6' 6.74" x 3' 3.37" | 3' 3.37" x 3' 3.37"
- Model 6850305 steel enamel, white



6854210

Pylon double sliding board

- wall-mounted
- 2 writing surfaces one after the other in steel enamel, green
- Surface: 9' 10.11" x 3' 11.24"
- model 6854310 steel enamel, white



6810205

Long wall board

- wall-mounted
- Writing surface steel enamel, green
- Surface: 6' 6.74" x 3' 3.37"
- model 6820305 steel enamel, white
- model 6815405 cork linoleum



DBPYLONE

DURABOARD digital board

- wall-mounted
- 5 writing surfaces, 1 interactive middle area
- pylon guidance, height-adjustable
- Surface: 3' 3.37" x 3' 11.24" | 6' 6.74" x 3' 11.24" | 3' 3.37" x 3' 11.24"
- optionally with computer and audio system



DBMOBIL

DURABOARD digital board

- mobile
- 1 interactive writing surface without wings
- height-adjustable
- Surface: 6' 6.74" x 3' 11.24"
- optionally with computer and audio system



DVPYLONE

DURAVISION interactive display

- wall-mounted
- pylon guidance, height-adjustable
- Standard with wings
- Diagonal: 75" | 86"
- optional with plug-in PC and audio system



DVMOBIL

DURAVISION interactive display

- mobile
- electrically or manually height-adjustable
- Diagonal: 75" | 86"
- optionally with wings
- optional with plug-in PC and audio system



DVCOMPACT

DURAVISION interactive display

- wall-mounted
- electrically or manually height-adjustable
- Diagonal: 75" | 86"
- optionally with wings
- optional with plug-in PC and audio system



Multi-functional board system

- mounted to wall unit or wall-mounted
- can be removed from the rails, ideal for group work in place

- 6814221 green | 6814321 white surface: 1' 11.62" x H: 2' 11.43"
- 6814223 green | 6814323 white surface: 2' 7.5" x H: 3' 11.24"
- 6872 board profile top and bottom



RESTING AREA

STUDENTS



5005.001 5005.005

5031.001

Folding couch | Folding armchair

= 5' 10.87" x 2' 11.43" x 1' 4.54" | 2' 7.5" x 2' 7.5" x 14.54"

CHILL lounge cushion

= 5' 2.99" x 3' 11.24"



5030.035 | 5030.045

5032.035 | 5033.040

5034.001

CHILL bean bag Junior
CHILL bean bag

= Seat height 1' 1.78" | 1' 5.72"

CHILL stool Junior
CHILL stool

= Seat height of stool Junior: 1' 1.78", Ø 1' 1.78"
= Seat height of stool: 1' 3.75", size: 1' 5.72" x 1' 5.72"

Seat cushion

= Seat height: 1.97", Ø 1' 1.78"

FOR ALL AREAS



9358.042 | 9358.069 | 9358.096

9359.045 | 9359.090 | 9359.120

6710.070 | 6710.090

BLOC cube

= 1-seat | 2-seat | 3-seat

CYLINDA round stool

= Ø 1' 5.72" | Ø 2' 11.43" | Ø 3' 11.24"

COMBI acoustic partition

= optional mobile

TEACHER



9396.105

9396.168

9396.223

COMFORT HI 1-seater | 2-seater | 3-seater



9394.080

9394.144

9394.212

9394.001

COMFORT LO armchair

COMFORT LO 2-seater

COMFORT LO 3-seater

COMFORT LO stool



9384.001

9384.070

9384.165

9384.301 R | 9384.302 L

DOMINO stool

DOMINO stool with backrest

DOMINO bench

DOMINO corner element



9387.147 | 9387.002

2006.000

9386.001

MAZE stool with backrest | without backrest

Circular table, height 17.72"

Laptop table





JONATHAN MORGAN
& COMPANY LIMITED

SUPPORTING LIFE'S JOURNEY OF LEARNING

LEADERS IN LEARNING



For more about Dynamic Learning Focused School Design

CONTACT US

1.888.856.7800

www.jmcdesigninteriors.com